


Jesus said, "Be glad because your reward will come."

Trace the words.



REWARD



Ages 3+

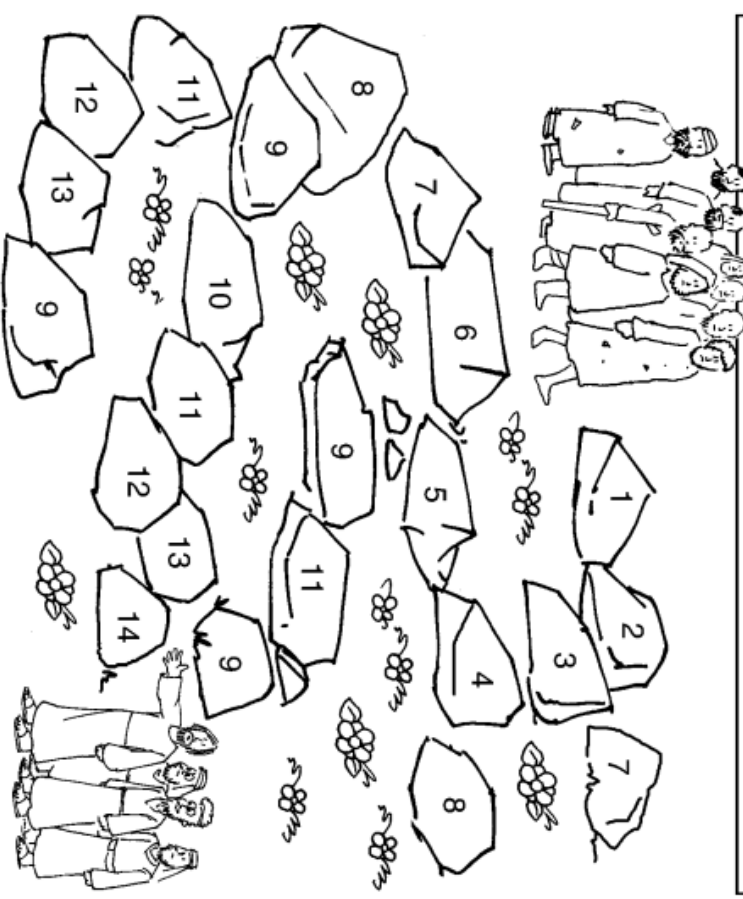
Jesus Speaks of Blessings

February 13, 2022 • Luke 6:17-26

A large crowd came to hear Jesus. Many people who were sick came to be healed.

Help the people get to Jesus. Follow the numbers.

- 1 2 3 4 5 6 7 8 9 10 11 12 13 14



PULASKI HEIGHTS
United Methodist Church

4823 Woodlawn Dr
Little Rock, AR 72205
www.phumc.com

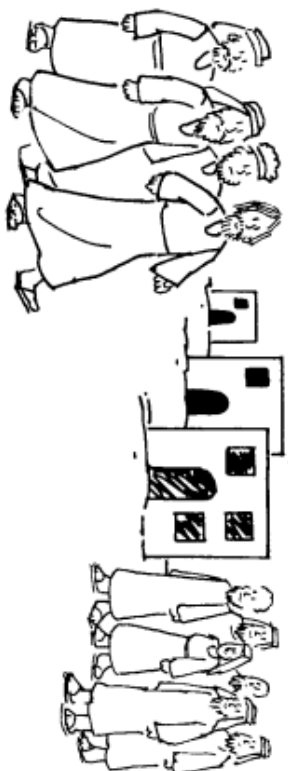


Some other words of Jesus to the crowd are hidden below.

Cross out the word that fits the definition in each line.
The word that remains fits in the blank below.

R	A	I	N	R	I	C	H
C	O	M	F	O	R	T	A
C	L	O	U	D	F	E	D
H	U	N	G	R	Y	G	O
S	E	W	L	A	U	G	H
M	O	U	R	N	J	O	B
G	L	A	D	W	E	E	P

1. precipitation
2. a superior grade
3. a mass of vapor in the sky
4. to depart from a place
5. fasten with needle and thread
6. work done for pay
7. happy



"Woe to you who are 1) _____, for you have already received your 2) _____.
Woe to you who are well 3) _____ now, for you will go 4) _____.
Woe to you who 5) _____ now, for you will 6) _____ and 7) _____."

Ages 7+

February 13, 2022 • Luke 6:17-26

Blessings and Woes

Jesus spoke to a large crowd of people. What happened to the people there?

Connect the dots and read what happened.



PULASKI HEIGHTS
4823 Woodlawn Dr
Little Rock, AR 72205
United Methodist Church
www.phumc.com

MY SERMON NOTES

For kids

Today's Date:

Message Title:

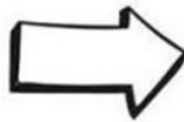
Speaker:

Bible verses in today's message:



Important points in today's message:

Words I didn't understand from today's message:



Questions I have from today's message:

Make a tally mark every time you hear one of the words below:



Worship Arts Activity

You will need: Colored Pencils  1 Black Crayon  1 Toothpick 

Directions

1. Using the colored pencils, color the bottom half of this page. Use different colors to cover all the white space.



2. Next, use the black crayon to black out all the color and cover the page. The black crayon should cover the whole picture so no color shows through.



3. Use the tooth pick to draw a picture of something that gives you joy. The tooth pick will take away the black crayon and leave behind a picture with beautiful colors.

*** Options - crayons instead of colored pencils or black colored pencil and eraser instead of black crayon & a toothpick**

Use the space below to create your art.