



PHUMC Sunday School lessons for Preschool – 5th grade.

May 9, 2021 – Peter and Tabitha (Acts 9:36-43)

Prepare to Wonder

Faith Word: Love

Today's Bible study is about a woman who was widowed named Tabitha. Tabitha had a good reputation in the town of Joppa, where she lived. Tabitha sewed clothes for women who were too poor to pay for material to make clothes for themselves. Tabitha made beautiful clothing for the poorest women in the town.

In the bible, women were completely dependent on men for their survival. If a woman's husband died, the woman's life took a drastic turn for the worst. Women were not allowed to own property, so if the husband died, they would be at the mercy of others to be able to live. Tabitha somehow had the resources to sew for others less fortunate.

Tabitha was lived in her town and when she became sick and died, her friends were overcome with grief because Tabitha had cared for them and loved them and was now gone. They may not have had anyone else to turn to. Peter was in a town close to Joppa, so the friends of Tabitha decided to send for him. They hoped Peter might be able to do something for Tabitha. When Peter arrived, he heard about all the acts of service Tabitha had done in the town.

Peter asked the people to leave the room, and he knelt down and prayed. Peter then commanded Tabitha to get up, and she opened her eyes and sat up. Her friends were astounded and overjoyed at the time.

Tabitha was well-loved in her town because she lived a life of love through service to others. Some might say all she did was sew clothes, but the people who received those clothes knew they were sewn with love. We, too, can live a life of love through service without adding much more to our already-overflowing plates.

Wonder with Me

READ the Bible Story

- Peter and Tabitha, from Acts 9:36-43 (*Read from your Bible, see the verses listed below, or see one of the following pages for a picture of the Celebrate Wonder version.*)

³⁶In Joppa there was a disciple named Tabitha (in Greek her name is Dorcas); she was always doing good and helping the poor. ³⁷About that time she became sick and died, and her body was washed and placed in an upstairs room. ³⁸Lydda was near Joppa; so when the disciples heard that Peter was in Lydda, they sent two men to him and urged him, "Please come at once!"

³⁹Peter went with them, and when he arrived he was taken upstairs to the room. All the widows stood around him, crying and showing him the robes and other clothing that Dorcas had made while she was still with them.

⁴⁰Peter sent them all out of the room; then he got down on his knees and prayed. Turning toward the dead woman, he said, "Tabitha, get up." She opened her eyes, and seeing Peter she sat up. ⁴¹He took her by the hand and helped her to her feet. Then he called for the believers, especially the widows, and presented her to them alive. ⁴²This became known all over Joppa, and many people believed in the Lord. ⁴³Peter stayed in Joppa for some time with a tanner named Simon.

WATCH the Bible Story

- <https://youtu.be/1nLQBispanA>

SHARE the Faith Word

Faith Word: Love – means a closeness and connection we feel with God and others. We often feel close to God and to other people when we are doing something to help them.

WONDER Together:

1. Who do you know that is always doing things for other people?
2. Why do you think Peter prayed before he helped Tabitha?
3. Tabitha sewed cloth to make clothes for others. What else could we use cloth for to help others?

Spiritual Practice

- **Share the Celebrate Wonder Family Activity Book together** (page 22 & 23). On page 23 (*and below*) you will find the suggested Spiritual Practice activity for the week.

Peter was able to help Tabitha because her friends loved her so much, they asked him to come.

Start a coloring prayer journal on a tablecloth (*For this you might use an old tablecloth, an old sheet, or even a large piece of paper. The reason for the suggestion of cloth was because they wanted to tie it to the material Tabitha used to help others*). **Each day have a family prayer time when you write down the names of people you love who need prayers. Color around the names as you pray for them. Leave the tablecloth** (*paper*) **on the table and continue to pray for those on the cloth** (*paper*) **and new people you add.**

Pray they may feel Jesus' presence in their time of need.

Go in Peace

Blessing: Touch your child and say: "You are a blessing to God and others."

Prayer: Help me, God, to help others because I love them. Amen.

Additional Activity for each age group

Select the material toward the end of the lesson that is age appropriate for your child(ren)



Bible Storybook

Peter and Tabitha


Acts 9:36-43

There was a disciple named Tabitha. She loved and cared for everyone who was in need. She made tunics and clothing to give away to people.

Tabitha became very sick, and she died. Her friends washed her body and laid her body on a bed. Her friends were very sad. They heard that Peter was nearby, so they sent two people to find him. The two people found Peter and begged him to come back to Tabitha's house. Peter went with them.



Peter entered Tabitha's room. All of Tabitha's friends were there crying. Peter asked everyone to leave Tabitha's room. He knelt down and prayed. Then Peter said, "Tabitha, get up!" Tabitha opened her eyes and sat up. Peter helped her stand as they called all of Tabitha's friends back into the room. She was alive!




Can you find the hidden hearts?

Color Sheet for all



Unit 3 Faith Word



Preschool Activity

Spiritual Practice

Supplies: none

Say: There are so many people who do things for others out of love. Name someone you know who does things for others, and we will pray for them. I will start; I pray for teachers. Repeat the following with me.

Pray: Jesus, thank you for teachers.

Let each family member name someone that does things for others out of love and pray for each of them.

Extra activity suggestion: If you happen to have yarn, masking tape, paper plate and a hole punch, you can punch holes in the paper plate. Next, take a piece of masking tape and wrap the end of the yarn to create a “Needle”. Now, show the children how they can “sew” by going up and down through the holes with the “needle” and the yarn. Remind them that Tabitha showed her love for others by sewing them clothes.



Early Elementary Activity

Drama of Peter and Tabitha

Supplies: use activity sheet below

Say: Use the script to act out the story of Peter and Tabitha!

Older Elementary Activity

Drama of Peter and Tabitha

Supplies: use activity sheet below

Say: Use the script to act out the story of Peter and Tabitha!

NARRATOR: In a small town there was a woman named Tabitha, who cared for those in need.

TABITHA: Hello! I'm Tabitha, and I love my community very much!

NARRATOR: One day, Tabitha got sick and died.

COMMUNITY: Oh, no! Our friend Tabitha needs help. Where is Peter?

NARRATOR: The disciple Peter was in a nearby town, and the community thought he could help.

NARRATOR: When Peter arrived, he was led to Tabitha.

COMMUNITY: *(crying)* Look at how much she did for us. She is an important part of our community.

PETER: Everyone must leave the room while I pray.

NARRATOR: Peter prayed to God, and soon Tabitha sat up.

TABITHA: *(opening her eyes)* I have been healed!


NARRATOR: Peter invited the community to come back into the room.

COMMUNITY: Tabitha is healed! Thank you, Peter! We will tell everyone what you have done and about your faith in God.



Follow the Ps to help Peter find Tabitha.

Acts 9: Peter Helps Tabitha



Peter asked God for help. God made Tabitha alive again. We can be glad because God loves and helps us too. The Bible says, "God will help you" (1 Chronicles 12:18).