

# Pulaski Heights United Methodist Church Preschool Sunday School Material for August 9, 2020

Dear Preschool Parents,

The Preschool Sunday School lesson for Sunday, August 9 focuses on King David and the Israelites bringing the Ark of the Covenant to Jerusalem. The Covenant reminded them that God was with them and they celebrated and worshiped God joyfully. (Scripture reference is: 2 Samuel 6:1-19) *(Main point to take away – Worship gives us opportunities to praise God and you can praise God in countless ways! Question – How do you praise God? How do you show joy for God?)*

Use the information below to share the story together and do follow up activities with your child(ren). As you share the story, also have a Bible available and show your child(ren) where it is located.

## Center yourself for your time together by singing:

### Time to Get Together

*(Tune: The More We Get Together)*

It's time to get together, together, together.  
It's time to get together and listen right now.  
'Cause we'll hear a story that's found in the Bible.  
It's time to get together and listen right now.

## Read the Bible story together (Communities Grow):



## Dancing for God

Shout triumphantly to the LORD, all the earth!  
(Psalm 100:1)

### Read the Bible Story Together: Follow the Suggested Motions



It was a happy day! King David was bringing the special chest to Jerusalem. The special chest reminded King David and the people that God was with them. (Say, "Dance, King David, dance.")

King David was so happy to bring the special chest of God home. He planned a big parade so everyone could see the special chest. (Say, "Dance, King David, dance.")

The leader of the parade was King David. He was so happy, he led the parade! All the people rejoiced with music and songs. (Say, "Dance, King David, dance.")

King David loved God so much and was so happy, he praised God with his whole body and danced. (Say, "Dance, King David, dance.")

When the special chest arrived at its home, the parade stopped. King David said a prayer to bless all the people. (Say, "Dance, King David, dance.")

Then King David gave bread, and date and raisin cakes to the people. (Say, "Dance, King David, dance.")

Based on  
2 Samuel 6:1-19

## Follow-Up Activities:

### Discussion:

**Say:** The ark of the covenant was special because it held the stone tablets that God gave Moses on Mt. Sinai. Those tables are called the Ten Commandments. King David celebrated and praised God by dancing as the ark of the covenant was brought into Jerusalem.

**Ask:** Do you have something special, like the ark of the covenant, that helps you remember God?

**Ask:** How do you worship and celebrate God?

**Curriculum Video:** (This week's lesson will be E10: Dancing David)

<https://my.amplifymedia.com/amplify/video/unitedmethodistpublishinghouse/35799-deep-blue-connects-adventure-summer-2020/35802-lessons/114912-communities-live-together>

### Songs:

#### Jesus Told a Story

*(Tune: Are you Sleeping?)*

**I will sing of the Lord's great love,  
The Lord's great love,  
the Lord's great love.  
I will sing of the Lord's great love,  
Forever and forever.**

\*Remind the children that the word "Lord" is another name for God.

When we talk about singing to the Lord, we mean singing to God. We like to sing to God because He loves us

#### I Am A C-H-R-I-S-T-I-A-N

I am a C  
I am a C-H  
I am a C-H-R-I-S-T-I-A-N  
And I have C-H-R-I-S-T  
In my H-E-A-R-T  
And I will L-O-V-E  
Love Him all the T-I-M-E  
Time

#### God Loves Kids

*(Tune: Three Blind Mice)*

**God loves kids** (repeat 4x) (point up, cross arms over chest, point at self with thumbs)

**He loves me more than I can know** (cross arms over chest, point to head)

**I don't know why He loves me so** (shake head and shrug)

**I guess I'll never, ever know** (cross hands in front)

**Why God loves kids** (point up for God, cross arms over chest, point to self with thumbs)

#### God Is With Me

*(Tune: Jesus Loves Me)*

**God is with me, this I know.**

**For the Bible tells me so**

**He will help me every day**

**At my home or school or play.**

**Yes, God is with me;**

**Yes, God is with me,**

**Yes, God is with me.**

**The Bible tells me so.**

## Finger Plays & Action Rhymes:

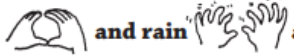
### **Praise to God**

Lead children in this finger play.

I'm a tiny seed in the earth so low.



God sends sun and rain and then I start to grow.



Up, up, up, slowly I grow,



Then my leaves and flowers show!

### **BECAUSE I LOVE THE LORD**

My feet run to quickly help,



My hands can lift and hold,



My eyes see ways I can help,



Because I love the Lord.

## Paper Craft Activities:

- **Dancing David** – Print off the paper craft activity (*second to last page*). Color the Dancing David. Cut out the finger puppet after it has been colored and help your child put their fingers through the 2 holes for the legs. Have them make David dance!
- **Hidden Pictures Coloring sheet** (*See the last page for this color sheet.*) – Print off the coloring sheet. See if your child(ren) can find the Dancing David. Help them find the other objects hidden in the picture. Have them color the picture.

## Dance Party:

Say: **David danced with his whole body. We can dance with our whole bodies too.**

- Do the Hokey Pokey together. Be sure to do the “put your whole self in” part.
- Ask: **What did it feel like to “put your whole self in?” Did it feel like dancing with all your might?”**

## Blessing and Prayer Time:

**Blessing:** Have your child hold out their hand and trace a heart on the back of their hand as you say the following; (*You can also use something like lip balm, soap, lotion, etc. to draw a heart on the back of their hand as you say the following blessing.*)

Say: \_\_\_\_\_ (child's name), **God loves to hear and see you praise Him.**


**Prayer:** (It might be something like)

**Dear God, help us praise you with all our strength. Amen**

## Faith Family Follow-Up activities to use through the week:

# DEEP BLUE CONNECTS **Loving God, 10** SESSION **Loving Neighbor**

## Faith Family Activities



### Mealtime

**Be Together:** Make raisin or date cookies or bread together. Enjoy a celebration with music and dancing.

**Wonder Together:** How do you like to show your praise to God?



### Family Time

**Be Together:** Decorate a small chest to add to your worship center. Use it as a place for prayers and special items.

**Wonder Together:** What are some actions we do that please God?



### Worship Time

**Be Together:** Sing, "Offer Praise" (Bible Story Sheets Songs and Poem), and lift praises to God at your home worship center.

**Pray Together:** Help us to always remember to sing our praises to you, God. Amen.



### Bedtime

**Be Together:** Read "Dancing for God" on the other side of this sheet and do the suggested motions together.

**Pray Together:** What is one thing you want to give praise for today?

© 2020 Cokesbury

Preschool • Session 10 • Summer 2020

## **Words to Offer Praise** (Tune: "She'll Be Coming 'Round the Mountain")

Let all those who seek the Lord offer praise!  
Let all those who seek the Lord offer praise!  
Every part of God's creation,  
Every family, every nation.  
Let all those who seek the Lord offer praise!

## **Suggested Family Serving Time activities:**

- A. **Give-A-Kid-A-Chance** back pack drive \$35 buys school supplies, back pack, and school uniform for a child at Wakefield Elementary (2 GENEROUS MATCHING GIFTS will turn your \$35 donation into a \$70 donation!!!) Donations can be made in one of two ways - You can mail a check to 4823 Woodlawn Rd. Please put "GAKAC" on the memo line. or donate directly online at the link below. Be sure to select the "Give a Kid a Chance" fund.  
<https://www.shelbygiving.com/App/Giving/phumc>
- B. **Donate diapers** to the church for our monthly diaper drive.
- C. The **children's book donation** that I previously mentioned will continue through the end of August or end of September. These books can be used right away. (See pic. on next page.)

\*\*\*Remember to gather at 10:30am to watch our Sunday morning service on KATV!\*\*\*

NOW ACCEPTING DONATIONS!

# GIVE A KID A CHANCE

Each summer we collect funds in order to help out our friends at Wakefield Elementary. **We are asking for a donation of \$35 to provide a backpack, school supplies, and a uniform for students at Wakefield.** Make checks payable to PHUMC with "GAKAC" on the memo line.

DONATE BOOKS TO KIDS IN NEED!

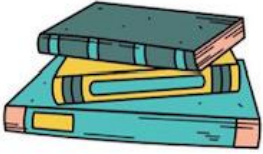
# COVID-19 BOOK DRIVE

BEGINNING JUNE 1,  
 DROP OFF K-12 BOOKS TO  
**HILLCREST HALL: 1501 KAVANAUGH BLVD OR  
 ROOSEVELT THOMPSON LIBRARY: 38 RAHLING CIR**

Follow the signs at each site to drop off books  
 7am-9pm in the designated bins.



All donated books will be distributed at meal pick-up sites alongside the free prepared meals.



FYI - This book drive will continue through the end of August and maybe on into September!

Contact [jessie\\_bates@sbcglobal.net](mailto:jessie_bates@sbcglobal.net) or [brookemalmstrom@meme.com](mailto:brookemalmstrom@meme.com) (WLR) with questions.

Sponsored by:  
  
 National Ethnic Science Fair

## Dancing David

Color the David figure. Punch out the David figure and the two holes at the bottom of the figure. Put two fingers, one in each hole, to use as legs to make David dance.



# Hidden Pictures - Puzzle

Look carefully at your picture of David dancing and find 12 hidden objects.

