

Pulaski Heights United Methodist Church Preschool Sunday School Material for August 30, 2020

Dear Preschool Parents,

The Preschool Sunday School lesson for Sunday, August 30 focuses on Psalm 100 reminding us to offer our thanksgiving, our love, our adoration, and our praise to God. We can worship wherever we are with our prayers, hearts, minds, voice, and our bodies. Scripture reference is: Psalm 100:1-5 (Main point to take away – There isn't a wrong way to praise and worship God. Question – What is your favorite part of worship?)

Use the information below to share the story together and do follow up activities with your child(ren). As you share the story, also have a Bible available and show your child(ren) where it is located.

Center yourself for your time together by singing:

Time to Get Together

(Tune: *The More We Get Together*)

It's time to get together, together, together.
It's time to get together and listen right now.
'Cause we'll hear a story that's found in the Bible.
It's time to get together and listen right now.

Read the Bible story together (Singing for God):




A Call to Worship

Shout triumphantly to the LORD, all the earth!

(Psalm 100:1)

Read the Bible Story Together: Follow the Suggested Motions



Based on
Psalm 100:1-5

Worship the Lord with joy, and sing happy, happy songs!
(Repeat; dance and wave streamers.)

God made us. (Repeat; dance and wave streamers.)
We belong to God. (Repeat; dance and wave streamers.)

Give thanks to God. (Repeat; dance and wave streamers.)
Give praise to God. (Repeat; dance and wave streamers.)

God is good. (Repeat; dance and wave streamers.)
God loves us forever. (Repeat; dance and wave streamers.)

God made us. (Repeat; dance and wave streamers.)
We belong to God. (Repeat; dance and wave streamers.)

Give thanks to God. (Repeat; dance and wave streamers.)
Give praise to God. (Repeat; dance and wave streamers.)

God is good. (Repeat; dance and wave streamers.)
God loves us forever. (Repeat; dance and wave streamers.)

Worship the Lord with joy, and sing happy, happy songs!
(Repeat; dance and wave streamers.)

Follow-Up Activities:

Discussion:

Say: **God has done so many wonderful things for us! The Bible reminds us how much He loves us! The Bible also reminds us that we should honor Him and thank Him through worship. We can worship many different ways and anywhere!**

Ask: **How do you like to worship God?**

Where do you like to worship God?

What are some wonderful things God has done for you that you thank Him for?

Curriculum Video: (This week's lesson will be E13: A Call to Worship)

Both of the following links will get you to the same place

(Long URL) <https://my.amplifymedia.com/amplify/video/unitedmethodistpublishinghouse/35799-deep-blue-connects-adventure-summer-2020/35802-lessons/114925-a-call-to-worship>

(short URL) <https://tinyurl.com/ydafhqon>

Songs/Finger Plays/Action Rhymes:

Offer Praise (Song Option)

(Tune: "She'll Be Coming 'Round the Mountain.")

Let all those who seek the Lord offer praise!

Let all those who seek the Lord offer praise!

**Every part of God's creation,
every family, every nation.**

Let all those who seek the Lord offer praise!

God Is With Me (Song Option)

(Tune: *Jesus Loves Me*)

God is with me, this I know.

For the Bible tells me so

He will help me every day

At my home or school or play.

Yes, God is with me;

Yes, God is with me,

Yes, God is with me.

The Bible tells me so.

Praise Ye the Lord (Song Option)

Both people start by sitting. Adult stands with hands in the air on the Hallelujah part then sits back down. Child stands up with hands in the air on the Praise Ye the Lord part and then sits back down. Both people stand on the last phrase of "Praise Ye the Lord!"

"Hallelu, hallelu, hallelu, hallelujah -- Praise Ye the Lord.

Hallelu, hallelu, hallelu, hallelujah -- Praise Ye the Lord.

Praise Ye the Lord – Hallelujah

Praise Ye the Lord – Hallelujah

Praise Ye the Lord -- Hallelujah

(everybody stand up here) **PRAISE YE THE LORD!"**

A Praise Song to God (Action Song Option)

(Tune: "Twinkle, Twinkle Little Star")

Lift your hands and praise the Lord.

Wave your arms and praise the Lord.

Twirl around, around, around.

Bend right over, touch the ground.

Jump right up and shout, "AMEN!"

God, You are my dearest friend!"

Five Little Fingers Prayer Poem (Finger Play Option)

Five little fingers God gave to me (*Wiggle fingers.*)

The first one says, "Praise God! Yippee!" (*Hold up one finger.*)

The second one says, "I'm sorry for my wrongs." (*Hold up two fingers.*)

The third one says, "Thanks, God, for all You've done." (*Hold up three fingers.*)

The fourth one says, "Help me, God, please!" (*Hold up four fingers.*)

The fifth one says, "Help my friends and family." (*Hold up five fingers.*)

Five little fingers help me to pray (*Put hands together to pray.*)

To God, who loves me very much! Hooray! (*Cheer!*)

Paper Craft Activities:

- **Jesus Loves Me Coloring sheet** (*See second to last page for this color sheet.*) – Print off the coloring sheet. Have your child(ren) color the picture. Remind them that they can sing, pray and praise God wherever they are every single day.
- **Deep Blue Coloring sheet** (*See the last page for this color sheet.*) – Print off the coloring sheet. Have your child(ren) color the picture. *Today is the last day with our friends from Deep Blue. We will begin a new Sunday School curriculum series next Sunday, September 6! We can't wait to share "Celebrate Wonder" with you!

Blessing and Prayer Time:

Blessing: Have your child hold out their hand and trace a heart on the back of their hand as you say the following; (*You can also use something like lip balm, soap, lotion, etc. to draw a heart on the back of their hand as you say the following blessing.*)

Say: _____ (child's name), **God made you. You belong to God.**


Prayer: (It might be something like)

Dear God, help us always worship you with joy. Amen

Faith Family Follow-Up activities to use through the week:

DEEP BLUE CONNECTION **Loving God, 13** SESSION **Loving Neighbor**

Faith Family Activities




Mealtime

Be Together: Visit a pick-your-own vegetable farm. Let your child pick vegetables for dinner. Prepare them together. **Wonder Together:** God gives us so many good things to eat. What one vegetable would you like to try that you haven't eaten before?



Worship Time

Be Together: Sing together, "God loves you. (Point to friend.) God loves me. (Point to self.) We are all God's family." (Group hug.) Amen!



Family Time

Be Together: Attend an outdoor worship service together.

Wonder Together: Does it feel different to worship God outside?



Bedtime

Be Together: Read "A Call to Worship" on the other side of this sheet and do the suggested motions together.

Wonder Together: What is one thing you want to give praise for today?

© 2020 Cokesbury

Preschool • Session 13 • Summer 2020

Suggested Family Serving Time activities:

- A. **Donate diapers** to the church for our monthly diaper drive.
- B. The **children's book donation** that I previously mentioned will continue through the end of August or end of September. These books can be used right away.
- C. **Drive By Communion/Food Donation** – Drive by Communion takes place in the lower parking garage area right outside Wesley Hall every Sunday. Enter campus from the east gate on Lee Street, drive around the outer parking area and then stop in front of the Wesley Hall glass doors to receive Communion. We are asking for those coming by if they would kindly consider bringing non-perishable food donation item(s) for the PHUMC Food Pantry.

Remember to gather at 10:30am to watch our Sunday morning service on KATV!



Jesus loves me, this I know,

Deep Blue Kids

- Color the picture.

