

# Pulaski Heights United Methodist Church

## Toddler Bible Story Card for August 30, 2020

Dear Infant/Toddler Parents,

This Infant/Toddler Sunday School curriculum for Sunday, August 30, and for the month of August, will focus on The Forgiving Father. Use the information below to share the story together and do follow-up activities with your child(ren). As you share the story, also have a Bible available to show the children where it is located.

*(August's Bible Story is in Luke 15:11-32)*

*(August's Bible Verse is Psalm 133:1: Look at how good and pleasing it is when families live together as one!)*

### **Center yourself for your time together by singing:**

You may want to start your time together by centering yourselves with a song. The song for this month is called "Can You Listen?"

*(It is song to the tune of "Are You Sleeping?")*

#### **Can You Listen**


Can you listen, can you listen, *(Cup hands around ears.)*

Girls and boys, girls and boys? *(Point out to others)*

Listen to the Bible. Listen to the bible., *(Cup hands around hears.)*

God is love. God is love *(Cross hands over heart.)*

### **Read the Bible story together:**



**Session 13**  
**The Forgiving Father**

**Sharing Faith With Your Child**  
*Read this Bible story to your child.*

**SAY:** Jesus told a story: A father had two sons—an older son and a younger son. The younger son wanted some of his father's money. The father gave it to him, even though it made him sad.

The younger son went far away. He spent the money on things he didn't need and had to get a job feeding pigs. He was so hungry that he wanted to eat what he was feeding the pigs.

The younger son remembered how kind his father was. The younger son wanted to go home and tell his father he was sorry.

When the father saw his younger son walking up to the house, he ran out to hug him. The father was happy his younger son had come home, so he threw a big party for him.


The older son had been working when the younger son came home. The older son was mad and wouldn't go to the party.

The father went outside to beg his older son to come to the party. The older son said he was sad because he had stayed with his father and had done everything his father wanted, but he never got a party.

The father said, "Son, everything I have is yours. But we have to celebrate because our whole family is back together."

*Turn this card over and look at the two similar pictures. Help your child find the five differences in the picture on the right (missing beard, robe's color, missing bread, fish's color, added hat).*


**SAY:** The father saw that his older son was not at the party. The father made sure everyone was included. God is like that too.



**TINY PRAYER**  
Dear God, thank you for my family and friends.  
Amen.

Deep Blue Nursery • Bible Story Picture Cards  
© 2020 Abingdon Press. Art: Roz Fulcher/Storybook Arts, Inc.

**28**



**Look at how good and pleasing it is when families live together as one!**

Psalm 133:1

27

Look at the picture above and help your child(ren) find the five differences in the picture on the right. (missing beard, robe's color, missing bread, fish's color, and added hat to the picture on the right.)

### **Follow-Up Activities:**

#### **Paper Craft Activities:**

- Print the color sheet (see last page) and encourage your child to color the picture. As they work on their picture remind them that God made everyone and we are all part of his great big family! Help us love everyone like God loves each of us!

### **Song:**

- **Jesus Taught** (Song Option)  
(Tune: "London Bridge")  
Jesus taught about God's love.  
Turn around; shout "Hooray!"  
Jesus taught about God's love.  
We love Jesus.

### **Game/Play Idea:**

- **Welcome Home Party**

Say: In our story, the father threw a party to welcome home his son. Let's have a special party to celebrate we are all home!

**Directions:** Prepare together a special snack, dessert, or dinner. Before you enjoy your special treat, say a prayer to thank God that you are all together and that you are a part of God's great big family!

- **Suggested Family Serving Time Activities:**

- A. **Donate diapers** to the church for our monthly diaper drive.

- B. The **children's book donation** that I previously mentioned will continue through the end of August or end of September. These books can be used right away.

- C. **Drive By Communion/Food Donation** – Drive by Communion takes place in the lower parking garage area right outside Wesley Hall every Sunday. Enter campus from the east gate on Lee Street, drive around the outer parking area and then stop in front of the Wesley Hall glass doors to receive Communion. We are asking for those coming by if they would kindly consider bringing non-perishable food donation item(s) for the PHUMC Food Pantry.

- **Blessing & Prayer:**

- **Blessing:** Have your child hold out their hand and draw a cross on the back of their hand as you say the following; *(You can also use something like lip balm, soap, lotion, etc. to draw a heart on the back of their hand as you say the following blessing.)*

- Say: \_\_\_\_\_, **God loves you, God blesses you, God is always with you.**

- **Prayer:** (It might be something like)

- Dear God, help us love everyone in your family. Amen**

\*\*\*Remember to gather at 10:30am to watch our Sunday morning service on KATV!\*\*\*



**We are all part of God's family!**

**Dear God, help us love everyone in your family. Amen**