

Pulaski Heights United Methodist Church Preschool Sunday School Material for August 16, 2020

Dear Preschool Parents,

The Preschool Sunday School lesson for Sunday, August 16 focuses on King Solomon and the Israelites building a beautiful Temple for God. Scripture reference is: 1 Kings 6:1-38; 8:1-66 (*Main point to take away – Our church is a special place for us to gather together and worship God. Question – Who do you like to worship with?*)

Use the information below to share the story together and do follow up activities with your child(ren). As you share the story, also have a Bible available and show your child(ren) where it is located.

Center yourself for your time together by singing:

Time to Get Together

(Tune: *The More We Get Together*)

It's time to get together, together, together.
It's time to get together and listen right now.
'Cause we'll hear a story that's found in the Bible.
It's time to get together and listen right now.

Read the Bible story together (Communities Grow):




A Temple for God

Shout triumphantly to the LORD, all the earth!

(Psalm 100:1)

Read the Bible Story Together: Follow the Suggested Motions



King Solomon built a temple where all the people would be reminded that God was with them. (*We're building Solomon's Temple, Temple. We're building Solomon's Temple.*)

King Solomon wanted the temple to be beautiful for God. So, he got the best stone workers and the best woodworkers in the land. (*We're building Solomon's Temple, Temple. We're building Solomon's Temple.*)

King Solomon got the best workers to cover the inside of the temple with gold. It was so bright, it hurt your eyes! (*We're building Solomon's Temple, Temple. We're building Solomon's Temple.*)

After seven years, the temple was done. It was so beautiful. They brought the special chest and placed it in the temple. (*We're building Solomon's Temple, Temple. We're building Solomon's Temple.*)

King Solomon knelt in prayer and asked God to care for all the people: "May God be blessed! God has cared for us. We will live the way God wants us to." (*We're building Solomon's Temple, Temple. We're building Solomon's Temple.*)

Based on
1 Kings 6:1-38;
8:1-66

Follow-Up Activities:

Discussion:

Say: King Solomon and the Israelites built a Temple so they could worship God inside. They needed a reminder of God's presence with them. They worked very hard and gave their best while building the Temple. We have churches today where we gather together to worship God just like the Israelites. But we have to remember something really important, especially right now while we can't come to church.

Ask: Do we need a church building to be able to worship God and remember He is always with us?

Ask: How do you worship and celebrate God?

Ask: Can we still give our best to God?

Curriculum Video: (This week's lesson will be E11: A Temple for God)

Both of the following links will get you to the same place

(Long URL) <https://my.amplifymedia.com/amplify/series/unitedmethodistpublishinghouse/35799-deep-blue-connects-adventure-summer-2020/35802-lessons/114922-a-temple-for-god>

(short URL) <https://tinyurl.com/y3cs6eyg>

Songs:

This Is The Way We Build The Church (Song Option)

(Tune: "This is the way we wash our clothes.")

(As you sing lead the children in using hand motions that mimic building - like hammering, sawing, or layering bricks – stack hands one over the other.)

This is the way we build the church,

Build the church, build the church.

This is the way we build the church,

We build the church of God.

Here is the Church (Finger Play Option)

Here is the church. (*Intertwine fingers and turn them inwards.*)

Here is the steeple. (*Put two pointer fingers together and point them upwards.*)

Open the doors, (*Separate the two thumbs apart.*)

And see all the people. (*Wiggle fingers.*)

God Is With Me

(Tune: "Jesus Loves Me")

God is with me, this I know.

For the Bible tells me so

He will help me every day

At my home or school or play.

Yes, God is with me;

Yes, God is with me,

Yes, God is with me.

The Bible tells me so.

Finger Plays & Action Rhymes:

Solomon
by Daphna Flegal

BUILDING THE TEMPLE



Cut the stones and drag the blocks;

We are building a Temple for God!

Saw with saws to cut the wood;

We are building a Temple for God!

Hammer the bowls, shine the bronze;

We are building a Temple for God!

Sew the curtains through with gold;

We are building a Temple for God!



1 Kings 6

Solomon built a house for God
(Make a fist with one hand. Use the fist to hammer the palm of the other hand.)
To show his love
(Put hands over heart.)
And praise.
(Lift both arms up.)
When we come to church each week,
(Walk in place.)
We show our love
(Place hands over heart.)
And praise.
(Lift both arms up.)

Based on 1 Kings 5:1-12; 6:11-14;
Psalm 122:1.
© 1990 Graded Press.

Paper Craft Activities:

- **Worship Space Sort** – Print off the paper craft activity (*second to last page*) and cut them into separate picture cards. Sort the cards into two stacks: My Worship Space (*items you might find in your worship space today*) and Temple Worship Space (*items you would find in worship space in biblical times.*)
- **Temple Coloring sheet** (*See the last page for this color sheet.*) – Print off the coloring sheet. Locate the different shapes that make up the Temple and color the shapes.

Dance Party:

Say: **David danced with his whole body. We can dance with our whole bodies too.**

- Do the Hokey Pokey together. Be sure to do the “put your whole self in” part.
- Ask: **What did it feel like to “put your whole self in?” Did it feel like dancing with all your might?”**

Blessing and Prayer Time:

Blessing: Have your child hold out their hand and trace a heart on the back of their hand as you say the following; (*You can also use something like lip balm, soap, lotion, etc. to draw a heart on the back of their hand as you say the following blessing.*)

Say: _____ (child's name), **God loves you always.**

Prayer: (It might be something like)

Dear God, thank you for always being with us whether we are at church or away from church. Help us worship and celebrate You wherever we are. Amen

Faith Family Follow-Up activities to use through the week:

DEEP BLUE CONNECTS **Loving God, II** SESSION **Loving Neighbor**

Faith Family Activities



Mealtime

Be Together: Use graham crackers and icing to make a graham cracker church or temple.

Wonder Together: How do you think the people of Israel felt when they finally had a permanent place to worship?



Worship Time

Be Together: Share stories about your faith journey with your children. Talk about growing up in the church. If you didn't grow up in the church, talk about how you came to church.

Pray Together: Thank you for church. Amen.



Family Time

Be Together: LEGO night! Build a temple or church out of LEGOs. Add a Bible, candles, cross, and other items that remind you of church.

Wonder Together: What would you add to your sanctuary?



Bedtime

Be Together: Read the story, "A Temple for God," on the back of this sheet and do the suggested motions.

Pray Together: What is one thing you want to give praise for today?

© 2020 Cokesbury

Preschool • Session 11 • Summer 2020

Words to Offer Praise (Tune: "She'll Be Coming 'Round the Mountain")

Let all those who seek the Lord offer praise!
Let all those who seek the Lord offer praise!
Every part of God's creation,
Every family, every nation.
Let all those who seek the Lord offer praise!

Suggested Family Serving Time activities:

- A. **Donate diapers** to the church for our monthly diaper drive.
- B. The **children's book donation** that I previously mentioned will continue through the end of August or end of September. These books can be used right away. (See pic. on next page.)

Remember to gather at 10:30am to watch our Sunday morning service on KATV!

DONATE BOOKS TO KIDS IN NEED!

COVID-19 BOOK DRIVE



Second donation location has been added!

BEGINNING JUNE 1,
DROP OFF K-12 BOOKS TO
HILLCREST HALL: 1501 KAVANAUGH BLVD OR
ROOSEVELT THOMPSON LIBRARY: 38 RAHLING CIR

Follow the signs at each site to drop off books
7am-9pm in the designated bins.



FYI - This book drive will continue through the end of August and maybe on into September!



All donated books will be distributed at meal pick-up sites alongside the free prepared meals.





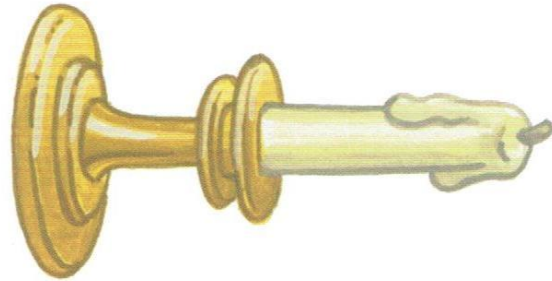

Contact jessie_bates@sbcglobal.net or brookemalmstrom@me.com (WLR) with questions.

Sponsored by:



Worship Space Sort

Punch out the eight cards below. Sort the cards into two stacks: My Worship Space (items you might find in your worship space today) and Temple Worship Space (items you would find in worship spaces in biblical times).



Can you find these five shapes in the Temple?
Color each shape a different color.

