

Pulaski Heights United Methodist Church Toddler Bible Story Card for August 16, 2020

Dear Infant/Toddler Parents,

This Infant/Toddler Sunday School curriculum for Sunday, August 16, and for the month of August, will focus on The Forgiving Father. Use the information below to share the story together and do follow-up activities with your child(ren). As you share the story, also have a Bible available to show the children where it is located.

(August's Bible Story is in Luke 15:11-32)

(August's Bible Verse is Psalm 133:1: Look at how good and pleasing it is when families live together as one!)

Center yourself for your time together by singing:

You may want to start your time together by centering yourselves with a song. The song for this month is called "Can You Listen?"

(It is song to the tune of "Are You Sleeping?")

Can You Listen

Can you listen, can you listen, *(Cup hands around ears.)*

Girls and boys, girls and boys? *(Point out to others)*

Listen to the Bible. Listen to the bible., *(Cup hands around hears.)*

God is love. God is love *(Cross hands over heart.)*

Read the Bible story together:

Session 11

The Forgiving Father

Sharing Faith With Your Child

Read this Bible story to your child.

SAY: Jesus told a story: A father had two sons—an older son and a younger son. The younger son wanted some of his father's money. The father gave it to him, even though it made him sad.

The younger son went far away. He spent the money on things he didn't need and had to get a job feeding pigs. He was so hungry that he wanted to eat what he was feeding the pigs.

The younger son remembered how kind his father was. The younger son wanted to go home and tell his father he was sorry.

When the father saw his younger son walking up to the house, he ran out to hug him. The father was happy his younger son had come home, so he threw a big party for him.


The older son had been working when the younger son came home. The older son was mad and wouldn't go to the party.

The father went outside to beg his older son to come to the party. The older son said he was sad because he had stayed with his father and had done everything his father wanted, but he never got a party.

The father said, "Son, everything I have is yours. But we have to celebrate because our whole family is back together."


Turn this card over and invite your child to color the picture.

SAY: God is like the father in this story—always happy when everyone is together.



TINY PRAYER

Dear God, thank you for being like the father in this story.
Amen.





Look at how good and pleasing it is when families live together as one!

Psalm 133:1

23

Print the picture above and invite your child(ren) to color the picture.


Follow-Up Activities:

Paper Craft Activities:

- We are all part of God's family (see last page). Print the sheet and encourage your child to color the picture of Jesus. Cut out and then bend the arms to create Jesus hugging everyone.

Song:

- **Jesus Taught** (Song Option)
(Tune: "London Bridge")
Jesus taught about God's love.
Turn around; shout "Hooray!"
Jesus taught about God's love.
We love Jesus.



Movement Activity:

- **Celebrate with Dancing** (you will need some music)
Say: **The father in our Bible Story threw a party to celebrate his younger son coming home. We can celebrate too! Let's dance to music while we celebrate being part of God's family.**

Game Idea:

- **Who's Missing?**

Say: **The father saw that his older son was missing from the party, so he went outside to find him. The father invited his older son to come inside to celebrate that their family was all together again.**

Say: **We're going to play a game to find who is missing from our family.**

Have the children close their eyes. Choose one person to go and hide.

Encourage those that remained in the room to open their eyes, figure out who is missing (hiding), and go and find them.

Cooperation:

- **Families have to work together. In God's family, we work together to share God's love.**

- Do an activity together where you have to cooperate with a family member. (*Ex. Cook together, clean together, feed an animal together, put the dishes in the dishwasher together, put dirty clothes in a clothes basket together, etc.*)
-

- **Suggested Family Serving Time Activities:**

A. **Donate diapers** to the church for our monthly diaper drive.

B. The **children's book donation** that I previously mentioned will continue through the end of August or end of September. These books can be used right away.

DONATE BOOKS TO KIDS IN NEED!

COVID-19 BOOK DRIVE

BEGINNING JUNE 1,
DROP OFF K-12 BOOKS TO
HILLCREST HALL: 1501 KAVANAUGH BLVD OR
ROOSEVELT THOMPSON LIBRARY: 38 RAHLING CIR

Follow the signs at each site to drop off books
7am-9pm in the designated bins.

All donated books will be distributed at meal pick-up sites alongside the free prepared meals.

Contact jessie_bates@sbglobal.net or brookemalmstrom@wlr.com (WLR) with questions.

Sponsored by:
National Charity Foundation, Inc.

FYI - This book drive will continue through the end of August and maybe on into September!

- **Blessing & Prayer:**


- **Blessing:** Have your child hold out their hand and draw a circle on the back of their hand as you say the following; *(You can also use something like lip balm, soap, lotion, etc. to draw a heart on the back of their hand as you say the following blessing.)*

Say: _____, **God loves you, God remembers you, God is always with you.**

- **Prayer:** (It might be something like)

**Dear God, thank you for loving us no matter what.
Amen**

Remember to gather at 10:30am to watch our Sunday morning service on KATV!



We are all part
of God's family!

God loves you

