

Pulaski Heights United Methodist Church Toddler Bible Story Card for July 26, 2020

Dear Infant/Toddler Parents,

This Infant/Toddler Sunday School curriculum for Sunday, July 26, and for the month of July, will focus on The Lord's Prayer. Use the information below to share the story together and do follow-up activities with your child(ren). As you share the story, also have a Bible available to show the children where it is located.

(June's Bible Story is in Acts 4:32-37)

(May's Bible Verse is Acts 4:32: The community of believers was one in heart and mind. None of them would say, "This is mine!" about any of their possessions but held everything in common.)

Center yourself for your time together by singing:

You may want to start your time together by centering yourselves with a song. The song for this month is called "This Is The Way"

(It is song to the tune of "Hot Cross Buns")

This Is The Way

This is the way we fold our hands, *(Hold hand in prayer position)*

fold our hands, fold our hands. *(Hold hand in prayer position)*

This is the way we fold our hands, *(Hold hand in prayer position)*

to pray to God *(Hold hand in prayer position)*

Read the Bible story together:

Session 8

The Lord's Prayer

Sharing Faith With Your Child

Read this Bible story to your child.


SAY: Jesus' friends followed Jesus up a mountain. While they were together, Jesus taught them about how to live well and how to worship God. Jesus also taught them about prayer.

Jesus said, "When you pray to God, you don't need special words. God knows what you need. You can pray like this:

"Our Father, who art in heaven,
hallowed be thy name.
Thy kingdom come,
thy will be done on earth as it is in heaven.
Give us this day our daily bread.
And forgive us our trespasses,
as we forgive those who trespass against us.
And lead us not into temptation,
but deliver us from evil.
For thine is the kingdom, and the power, and the glory,
forever. Amen."


Turn this card over and invite your child to color Jesus.

SAY: Praying is talking to God. We can talk to God in many ways whenever we want to. God is always listening to us.




TINY PRAYER

Dear God, help us talk to you whenever we are in need of comfort or care. Amen.



Deep Blue Nursery • Bible Story Picture Cards
© 2020 Abingdon Press. Art: Dana Regan

18



Pray like this: Our Father who is in heaven, uphold the holiness of your name.

Matthew 6:9

17

Print the story card picture above and have your child color Jesus the picture.

Follow-Up Activities:

Paper Craft Activities:

- I Can Pray Anywhere coloring wheel craft (see last 2 pages)

Songs:

- **I Can Pray To God** (Song Option)
(Tune: "The Farmer In The Dell")

Oh, I can pray to God,
Oh, I can pray to God.
Anytime or anywhere,
oh, I can pray to God.

- **When I Pray** (Song Option)
(Tune: "Hot Cross Buns")

When I pray, when I pray.
God is near me, God will hear me.
When I pray,

▪ **Let's Pray To God** (Song Option)
(Tune: "The Wheels On The Bus")

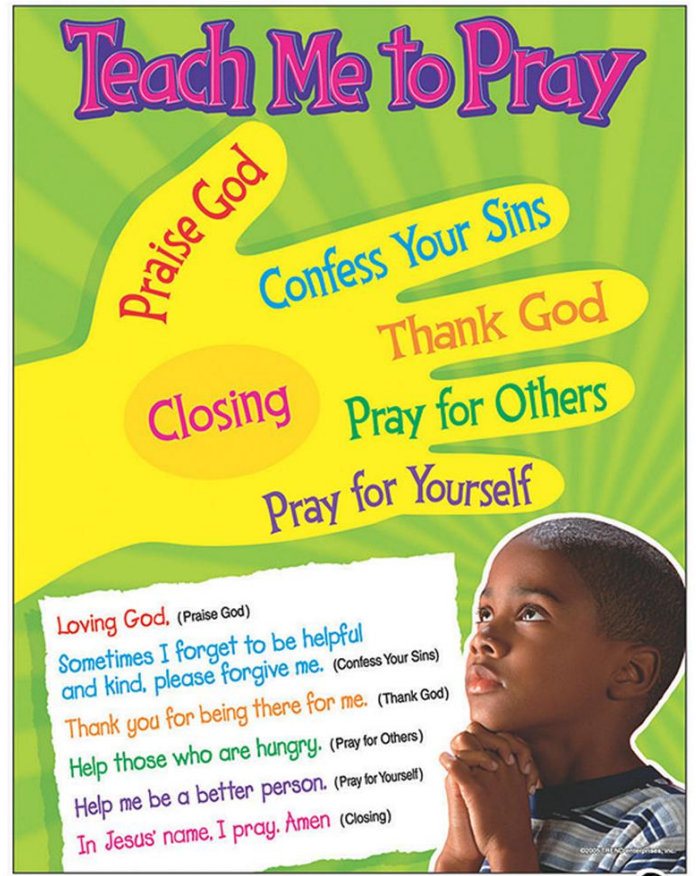
Let's pray to God and fold our hands,
fold our hands, fold our hands.
Let's pray to God and fold our hands.
God hears our prayers.

Let's pray to God and bow our heads,
bow our heads, bow our heads.
Let's pray to God and bow our heads,
God hears our prayers.

Let's pray to God and close our eyes,
close our eyes, close our eye.
Let's pray to God and close our eyes,
God hears our prayers.

▪ **I Am A C-H-R-I-S-T-I-A-N** (Action Song)
Have the children march as you sing this song.








I am a C
I am a C-H
I am a C-H-R-I-S-T-I-A-N
And I have C-H-R-I-S-T
In my H-E-A-R-T
And I will L-O-V-E-E-T-E-R-N-A-L-L-Y




Movement Activity:

• **Finger Plays**

PRAYER

Dear God, another day is through, 
And I have come to talk with You. 
Thank You for this happy day, 
For friends, for food, for love and play.  EAT WITH IMAGINARY SPOON.
Help me do the things I should. 
I love You, God. I know You're good. 
In Jesus' name, amen. 
To expand this activity, teach the ways to say "I love You" found on p. 78.



Prayer Activity:

Possible Meal Prayer: Say: **Thank you, God, for our food,** (Make the ASL sign for "thank you" by putting your right hand on your chin and moving your hand away from you and down, as if toward a person.) **Help it make us strong.** (Flex your arms.) **Help it give us energy to share your love.** (Make the ASL sign for "Love" by crossing your fists at the wrists and pressing them to your heart.) **Amen.** (Bring your arms down, and put your hands together in a prayer position.)

Another possible prayer activity: If you have them on hand, show your child(ren) pretzels. Let them know that pretzels were made to look like praying hands. Enjoy the snack together.



• Suggested Family Serving Time Activities:

- A. **Give-A-Kid-A-Chance** back pack drive \$35 buys school supplies, back pack, and school uniform for a child at Wakefield Elementary (2 GENEROUS MATCHING GIFTS will turn your \$35 donation into a \$70 donation!!!) Donations can be made in one of two ways - You can mail a check to 4823 Woodlawn Rd. Please put "GAKAC" on the memo line. or donate directly online at the link below. Be sure to select the "Give a Kid a Chance" fund.
<https://www.shelbygiving.com/App/Giving/phumc>
- B. **Donate diapers** to the church for our monthly diaper drive.
- C. The **children's book donation** that I previously mentioned will continue through the end of August or end of September. These books can be used right away. (See pic. on next page.)

Arkansas Food Bank Cereal Drive – Thank you to all that helped phkids raise \$1,615 to feed hungry children!



FYI - This book drive will continue through the end of August and maybe on into September!

DONATE BOOKS TO KIDS IN NEED!


COVID-19 BOOK DRIVE

BEGINNING JUNE 1,
DROP OFF K-12 BOOKS TO
HILLCREST HALL: 1501 KAVANAUGH BLVD OR
ROOSEVELT THOMPSON LIBRARY: 38 RAHLING CIR

Follow the signs at each site to drop off books
7am-9pm in the designated bins.

All donated books will be distributed at meal pick-up sites alongside the free prepared meals.

Contact jessie_bates@sbcglobal.net or brookemalmstromeme.com (WLR) with questions.

Sponsored by:


- **Blessing & Prayer:**

- **Blessing:** Have your child hold out their hand and trace a heart on the back of their hand as you say the following; *(You can also use something like lip balm, soap, lotion, etc. to draw a heart on the back of their hand as you say the following blessing.)*

Say: _____, **God hears your prayers.**

- **Prayer:** (It might be something like)

Dear God, thank you for those that help me learn to pray and thank you for always listening to me. Amen

Remember to gather at 10:30am to watch our Sunday morning service on KATV!

To make Prayer Wheel – you will need a paper brad or, if you don't have one, a paper clip will work. Have your child color and then help them cut out both pieces. Next, layer the two pieces together, poke a hole in center of both for either paper clip or paper brad to be inserted. Once paper clip is threaded through the hole, or paper brad is entered and wings spread in back, the top wheel can be rotated to show every option of where we can pray.



Paper clip



or brad





