

# Pulaski Heights United Methodist Church Preschool Sunday School Material for July 19, 2020

Dear Preschool Parents,

The Preschool Sunday School lesson for Sunday, July 19 focuses on the story of Samuel and the Israelites from 1 Samuel 7:15-8:22. *(Main point to take away – God’s people grew and changed when God chose Saul to be king. Question – What does God ask you to do?)*

Use the information below to share the story together and do follow up activities with your child(ren). As you share the story, also have a Bible available and show your child(ren) where it is located.

## Center yourself for your time together by singing:

### Time to Get Together

*(Tune: The More We Get Together)*

It’s time to get together, together, together.  
It’s time to get together and listen right now.  
‘Cause we’ll hear a story that’s found in the Bible.  
It’s time to get together and listen right now.


## Read the Bible story together (Communities Transition):



## Communities Transition

The LORD your God is with you wherever you go.  
(Joshua 1:9)

### Read the Bible Story Together: Follow the Suggested Motions



Based on  
1 Samuel 7:15-  
8:22; 10:17-24

**Samuel was a judge. He helped the people of Israel know how to love and serve God. One day the people came to Samuel.**  
*(We want a king! We want a king!)*

**“God is your leader,” said Samuel. “You don’t need a king.”**  
*(We want a king! We want a king!)*

**“All the other countries have a king. We want to be like them,” said the people.** *(We want a king! We want a king!)*

**So, Samuel told God the people wanted a king.** *(We want a king! We want a king!)*

**God told Samuel to choose a young man named Saul as the first king of Israel.** *(We want a king! We want a king!)*

**All the people came to see the new king, but they couldn’t find him.** *(We want a king! We want a king!)*

**The people found Saul hiding behind big baskets and jars.**  
*(We want a king! We want a king!)*

**“God has chosen Saul to be your first king,” said Samuel.**  
*(We have a king! We have a king!)*

## Follow-Up Activities:

### Discussion:

Say: **Saul hid himself when the all the people came to see him because he was afraid.**

Ask: **Have you ever been asked to do something you didn't want to do?**

**How did you feel when you were asked? Were you scared or pleased to be asked?**

Say: **When we are asked to do something we do not think we can do, or we are scared to do, all we have to remember is that God is with us wherever we go and He will help us, like He helped Saul, and others who are faithful to Him.**

**Curriculum Video:** (This week's lesson will be E7: Communities Transition)

<https://my.amplifymedia.com/amplify/video/unitedmethodistpublishinghouse/35799-deep-blue-connects-adventure-summer-2020/35802-lessons/114912-communities-live-together>

### Songs:

#### **Love, Love, Love is Good**

*(Tune: Row, Row, Row Your Boat)*

Love, love, love is good

Loving everyone!

Love, love, love is good

It comes from God above.

#### **The Golden Rule**

*(Tune: The Muffin Man)*

Do you know the Golden Rule?

Golden Rule, Golden Rule?

Do you know the Golden Rule?

that Jesus taught his friends.

#### **We Want a King!**

*(Tune: Hot Cross Buns)*

We want a king!

We want a king!

We want a king to lead us now!

We want a king right now!

#### **I Am A C-H-R-I-S-T-I-A-N**

I am a C

I am a C-H

I am a C-H-R-I-S-T-I-A-N

And I have C-H-R-I-S-T

In my H-E-A-R-T

And I will L-O-V-E

Love Him all the T-I-M-E

Time

### **Finger Plays & Action Rhymes:**

- **God Helps** (Finger Play Option)

**God** (point upwards)

**helps** (act like you're helping someone off the floor)

**those who trust** (fold hands together)

**in Him** (point upwards.)

- **God's Direction Rhyme** (Action Rhyme Option)

*As you teach the children this active rhyme, remind them that God loves us and wants the best for us. That's why we do what God wants.*

**North** (Point up.),

**South** (Point down.),

**East** (Point to the children's right.),

**West** (Point to the children's left.),

**The ways of the Lord are always best.** (Point straight forward with both hands.)

**He guides me in my walk each day.** (Make a walking motion with your hands.)

**Following him is the only way!** (Point straight up.)

▪ **Who Is With You** (Action Rhyme Option)

*Have the children follow your actions as you share the following rhyme with them.*

**Who is with you** (*Hold hands out to sides like you are asking a question?*)

**when you are hurt or in danger?** (*Point to self.*)

**God!** (*Point up to heaven.*)

**Who is with you** (*Hold hands out to sides like you are asking a question?*)

**when you are lost or alone?** (*Point to sad face.*)

**God!** (*Point up to heaven.*)

**I know** (*Point to self*) **in my heart** (*Make a heart shape with hands.*)

**God will care.** (*Point up to heaven.*)

**I know** (*Point to self*) **in my heart** (*Make a heart shape with hands.*)

**God is there.** (*Spread your arms wide.*)

### Paper Craft Activities:

- **Where Is Saul?** – Print off the paper craft activity (*second to last page*). Have your child(ren) find Saul, the crown and the jar in the crowd below Say: God chose Saul to be the king of Israel. Saul may have been surprised that God chose him, which is why he was hiding.
- **Bible Story coloring sheet** (*See the last page for this color sheet.*) – Print sheet, color and find Saul.

### Snack Activity:

When you and your child(ren) have a snack together, pretend you are at a grand banquet, or party, for the new king. Remind your child(ren) that the Israelite people were very happy when Samuel told them Saul would be their king. What foods do you think they would serve a king?

### Blessing and Prayer Time:

**Blessing:** Have your child hold out their hand and trace a heart on the back of their hand as you say the following; (*You can also use something like lip balm, soap, lotion, etc. to draw a heart on the back of their hand as you say the following blessing.*)

Say: \_\_\_\_\_ (child's name), **God will always be with you.**

**Prayer:** (It might be something like)

**Dear God, help me be a good leader and follow you. Amen.**

## Faith Family Follow-Up activities to use through the week:

# DEEP BLUE CONNECTS **Loving God, 7** SESSION **Loving Neighbor**

## Faith Family Activities



### Mealtime

**Be Together:** Have friends over for a make-your-own pizza night and movie. Supply the toppings and small crusts. Let everyone make her or his own pizza.

**Pray Together:** Thank you, God, for good food and good friends. Amen.



### Travel Time

**Be Together:** Visit the library and check out books on kings and queens.


**Sing Together:** Sing, "We Want a King!" (Bible Story Sheets Songs and Poem), as you travel.



### Family Time

**Be Together:** Draw a picture of Saul and hide it in your home. Hunt for Saul with a map and clues. The person who finds Saul gets to be a king or queen for the next hour.

**Wonder Together:** Why would Saul want to hide?



### Bedtime

**Be Together:** Read "Communities Transition" on the other side of this sheet and do the suggested motions together.

**Bless Together:** My child, you are a strong leader.

© 2020 Cokesbury

Preschool • Session 7 • Summer 2020

**Additional Serving Time activities Continue** – Here are the additional serving activities in addition to the one listed above in the picture.

### Additional service activities –

#### A. **Cereal Drive Donations - LAST WEEK!!!!**

**Donation web link is below:**

(Help us meet our goal of **\$2,500**)

Sign your child(ren) up to be a "phKids Honorary Team Captain" for the Arkansas Food Bank Cereal Drive – email Cindy Burns ([cburns@phumc.com](mailto:cburns@phumc.com)) to sign up!

Then make a monetary donation and/or get others to donate to our team page (each dollar buys 1-box of cereal to feed hungry children!) Donation webpage is the following:

<https://interland3.donorperfect.net/weblink/weblink.aspx?name=E202274&id=15&cfid=132&fbclid=IwAR3t4gbEX8qWt9s7kAw1mAnj9dj6HkZ0oOFNI1MIFjGpWsx4oEotbltwp0>



- A. The children's book donation that I previously mentioned will continue through the end of August or end of September. These books can be used right away. (See pic. on next page.)
- B. Or you can donate diapers to the church for our monthly diaper drive.

DONATE BOOKS TO KIDS IN NEED!

# COVID-19 BOOK DRIVE



BEGINNING JUNE 1,  
DROP OFF K-12 BOOKS TO  
HILLCREST HALL: 1501 KAVANAUGH BLVD OR  
ROOSEVELT THOMPSON LIBRARY: 38 RAHLING CIR

Follow the signs at each  
site to drop off books  
7am-9pm in the  
designated bins.



All donated books  
will be distributed at  
meal pick-up sites  
alongside the free  
prepared meals.



Contact [jessie\\_bates@sbcglobal.net](mailto:jessie_bates@sbcglobal.net) or  
[brookemalmstromeme.com](http://brookemalmstromeme.com) (WLR) with questions.

Sponsored by:




FYI - This book drive  
will continue  
through the end of  
August and maybe  
on into September!

Second donation  
location has been  
added!

\*\*\*Remember to gather at 10:30am to watch our Sunday morning service on KATV!\*\*\*

# Where Is Saul?

Find Saul, the crown, and the jar in the crowd below.



# 7. Communities Transition (1 Samuel 7:15-8:22;

10:17-24)

The LORD your God is with you wherever you go. (Joshua 1:9)

Find Saul

