

Pulaski Heights United Methodist Church Toddler Bible Story Card for July 19, 2020

Dear Infant/Toddler Parents,

This Infant/Toddler Sunday School curriculum for Sunday, July 19, and for the month of July, will focus on The Lord's Prayer. Use the information below to share the story together and do follow-up activities with your child(ren). As you share the story, also have a Bible available to show the children where it is located.

(June's Bible Story is in Acts 4:32-37)

(May's Bible Verse is Acts 4:32: The community of believers was one in heart and mind. None of them would say, "This is mine!" about any of their possessions but held everything in common.)

Center yourself for your time together by singing:

You may want to start your time together by centering yourselves with a song. The song for this month is called "This Is The Way"

(It is song to the tune of "Hot Cross Buns")

This Is The Way


This is the way we fold our hands, *(Hold hand in prayer position)*

fold our hands, fold our hands. *(Hold hand in prayer position)*

This is the way we fold our hands, *(Hold hand in prayer position)*

to pray to God *(Hold hand in prayer position)*

Read the Bible story together:



Session 7
The Lord's Prayer

Sharing Faith With Your Child
Read this Bible story to your child.

SAY: Jesus' friends followed Jesus up a mountain. While they were together, Jesus taught them about how to live well and how to worship God. Jesus also taught them about prayer.

Jesus said, "When you pray to God, you don't need special words. God knows what you need. You can pray like this:

"Dear God,
Help us do what you want us to do.
Give us the food we need today.
Forgive us when we make mistakes.
Help us forgive others when they make mistakes.
Keep us from doing bad things. Amen."


Turn this card over and help your child find the 5 hidden hearts.

Sing this song to the tune of "This Is the Way".

SING: This is the way we fold our hands,
fold our hands, fold our hands.
This is the way we fold our hands
to pray to God.

This is the way we bow our heads,
bow our heads, bow our heads.
This is the way we bow our heads
to pray to God.

This is the way we close our eyes,
close our eyes, close our eyes.
This is the way we close our eyes
to pray to God.

 Dear God, thank you for
always being with me.
Amen.

Deep Blue Nursery • Bible Story Picture Cards
© 2020 Abingdon Press. Art: Dana Regan

16



Pray like this: Our Father who is in heaven, uphold the holiness of your name.

Matthew 6:9

15

Print the story card picture above and have your child color the picture.

Follow-Up Activities:

Paper Craft Activities:

- Girl or Boy Praying coloring sheet (see last 2 pages)

Songs:

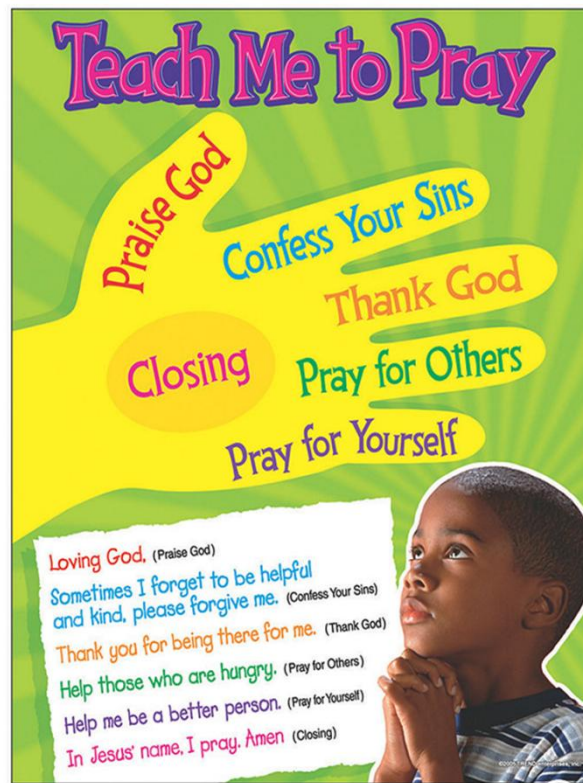
- **I Can Pray To God** (Song Option)
(Tune: "The Farmer In The Dell")

Oh, I can pray to God,
Oh, I can pray to God.
Anytime or anywhere,
oh, I can pray to God.

- **I Am A C-H-R-I-S-T-I-A-N** (Action Song)

Have the children march as you sing this song.

I am a C
I am a C-H
I am a C-H-R-I-S-T-I-A-N
And I have C-H-R-I-S-T
In my H-E-A-R-T
And I will L-O-V-E-E-T-E-R-N-A-L-L-Y



▪ **Let's Pray To God** (Song Option)
 (Tune: "The Wheels On The Bus")

Let's pray to God and fold our hands,
 fold our hands, fold our hands.
 Let's pray to God and fold our hands.
 God hears our prayers.

Let's pray to God and bow our heads,
 bow our heads, bow our heads.
 Let's pray to God and bow our heads,
 God hears our prayers.

Let's pray to God and close our eyes,
 close our eyes, close our eyes.
 Let's pray to God and close our eyes,
 God hears our prayers.

Movement Activity:

• **Finger Plays**

PRAYER

Dear God, another day is through,



And I have come to talk with You.



Thank You for this happy day,



For friends, for food, for love and play.

Help me do the things I should.




I love You, God. I know You're good.



In Jesus' name, amen.

To expand this activity, teach the ways to say "I love You" found on p. 78.



Prayer Activity:

If you have not done so in the past, teach your child how to say a prayer before their meal and before they are going to bed. Help them learn they can talk to God anytime and anywhere.

Another possible prayer activity. Sit down with your child and use an object like a ball or a battery operated candle. The person that is holding the object you are using will say how they are feeling today. Ask them what made them feel the way they do. Once you and your child have been able to express how you each feel, lift up a prayer to God and talk to Him to tell Him how you feel.

- **Service Activities:**

- **Cereal Drive Donations - LAST WEEK!!!!**

Donation web link is below:

(Help us meet our goal of \$2,500)

Sign your child(ren) up to be a
 “phKids Honorary Team Captain”
 for the Arkansas Food Bank Cereal Drive

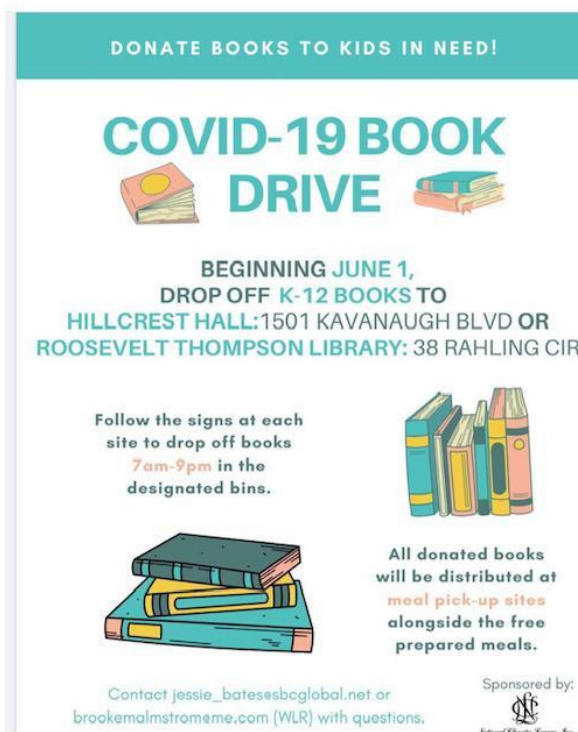
– email Cindy Burns (cburns@phumc.com) to sign up!

Then make a monetary donation and/or get others
 to donate to our team page (each dollar buys 1-box
 of cereal to feed hungry children!) Donation webpage
 is the following:

<https://interland3.donorperfect.net/weblink/weblink.aspx?name=E202274&id=15&cfid=132&fbclid=IwAR3t4gbEX8qWt9s7kAw1mAnj9idj6HkZ0oOFNl1MlFjGpWsx4oEotbltwp0>



- **Donate diapers to the church for our monthly Diaper Drive**
- **Covid-19 Children’s Book Donation Drive.**



- **Blessing & Prayer:**

- **Blessing:** Have your child hold out their hand and trace a heart on the back of their hand as you say the following; *(You can also use something like lip balm, soap, lotion, etc. to draw a heart on the back of their hand as you say the following blessing.)*

Say: _____, **God hears your prayers.**

- **Prayer:** (It might be something like)

**Dear God, thank you for those that help me learn to pray
 and thank you for always listening to me. Amen**

Remember to gather at 10:30am to watch our Sunday morning service on KATV!



God Hears and Answers Prayer



God Hears and Answers Prayer