

Pulaski Heights United Methodist Church Preschool Sunday School Material for May 31, 2020

Dear Preschool Parents,

The PreSchool Sunday School lesson for Sunday, May 31 focuses on Pentecost Acts 2:1-41. *(Main points to take away –The gift of the Holy spirit is for all of Jesus' followers, including us! How does it make you feel to know that God is always with you through the presence of the Holy spirit?)*

Use the information below to share the story together and do follow up activities with your child(ren). As you share the story, also have a Bible available and show your child(ren) where it is located.

Center yourself for your time together by singing:

Time to Get Together

(Tune: The More We Get Together)

It's time to get together, together, together.

It's time to get together and listen right now.

'Cause we'll hear a story that's found in the Bible.

It's time to get together and listen right now.

Read the Bible story together (Pentecost):

DEEP BLUE **Loving God, Loving Neighbor** **SESSION 14**

Pentecost

As for us, we can't stop speaking about what we have seen and heard. (Acts 4:20)

Read the Bible Story Together: Follow the Suggested Motions



Based on Acts 2:1-41

© 2019 Cokesbury Preschool • Session 14 • Spring 2020

(Whisper. Whisper. Whisper. Repeat.) The friends of Jesus were talking quietly with one another. They were all together for a special celebration called Pentecost.

(Shh. Shh. Shh. Repeat.) Suddenly, everyone stopped whispering. They heard a very loud noise.

(Whoosh. Whoosh. Whoosh. Repeat.) The noise sounded like the wind blowing.

(Sparkle. Sparkle. Sparkle. Repeat.) The friends of Jesus saw bright lights in the room. The lights looked like fire.

(Chatter. Chatter. Chatter. Repeat.) Everyone started talking at once. They all knew that God was with them.

(Good news! Good news! Good news! Repeat.) Many people believed the good news about Jesus. Many people became followers of Jesus.

(Happy birthday, church! Repeat.) The followers of Jesus became the very first church. Pentecost was the birthday of the church.

(Happy birthday, church!)

Follow-Up Activities:

Discussion:

Say: Pentecost is called the Birthday of the church. It is a day when many people heard a man named Peter tell the good news about Jesus and they chose to become a follower of Jesus. We call followers of Jesus Christians. We too are called Christians when we chose to follow Jesus and live like He taught us to live.

Ask:

Why do you think God sent the Holy Spirit? (To help people believe in Jesus. Jesus promised to send us a helper. To remind us that God is always with us. The Holy Spirit helps us follow what Jesus taught us to do.)

Why is it important to tell others about Jesus? (So they can get to know Jesus and the things He taught us. So that they will learn and will know how to treat others. So that they learn how to forgive others and to ask to be forgiven themselves. So that we can one day live in Heaven with God.)

What can you tell someone about Jesus this week? (That He loves us. That He lives inside us. That by following Him, He helps us live the way God wants us to live. That His death on the cross was for us so that we can be forgiven of the wrong things we do. That He taught us to forgive others and to love and care for others.)

Curriculum Video: (This week's lesson will be E14)

<https://my.amplifymedia.com/amplify/series/unitedmethodistpublishinghouse/33162-deep-blue-connects-adventure-spring-2020>

Songs:

Pentecost Day

(Tune: This Is the Way)

Tongues of fire and rushing wind,
fire and wind, fire and wind.
Signs of the Holy Spirit within
on that Pentecost Day.

Disciples were filled with joy and zeal,
joy and zeal, joy and zeal.
Telling good news that Jesus lives
on that Pentecost Day.

Peter preached and many believed,
many believed, many believed.
Thousands were baptized the church was
born
On that Pentecost Day

Jesus Helps Us

(Tune: London Bridge)

Jesus helps us follow in his steps
Follow in his steps,
Follow in his steps.
Jesus helps us follow in his steps
Because he loves us!
(Repeat)

Praise Him, Praise Him

(Verse 1) *Praise Him, *praise Him
All ye little children
God is love, God is love
*Praise Him, *praise Him
All ye little children
God is love, God is love

(Verse 2) *Serve Him, *Serve Him

(Verse 3) *Love Him, *Love Him

(Verse 4) *Thank Him, *Thank Him

(Repeat Verse 1 to close)

Spread The Good News Everywhere

(Tune: The Farmer in the Dell)

Spread the Good News everywhere. *(Clap in rhythm.)*
Jesus is alive. *(Pat altering knees.)*
Take the Good News here and there. *(Clap in rhythm.)*
Jesus is alive. *(Pat altering knees.)*
Step-step-hop. *(Step, step, hop.)*
Don't be slow *(Turn around in place.)*
Right Foot, left foot, (Step right foot, step left foot)
Do-si-do! *(Fold arms and step in backward circle.)*
Spread the Good News everywhere. *(Clap in rhythm.)*
Jesus is alive. *(Pat altering knees.)*
(Repeat a second time)

Paper Craft Activity:

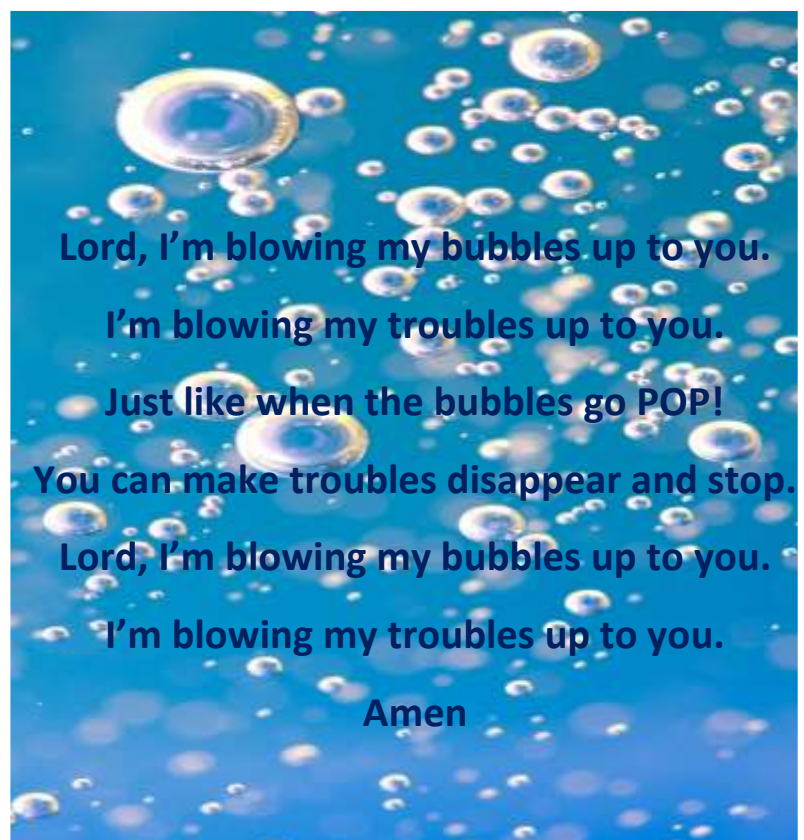
- Holy Spirit Spiral (See the third to last page for this activity sheet.)

Game Activities:

- **Find the Flames:** Print out the flame card sheet found at the end of the lesson. Cut the cards apart and hide the cards around the house for your child(ren) to find. Remind your child(ren) that on Pentecost, there was the sound of wind and flames of fire. This surprised the friends of Jesus. The Holy Spirit had arrived, letting them know that God was with them all.
- **Play “I Spy” something red:** Encourage your child(ren) to look around and find all things that are red. The Red reminds us of Pentecost & the flames of fire that appeared above the heads of Jesus’ friends to let them know God was with them and they were not alone.

Bubble Play and Bubble Prayers:

- **Bubble Play** – Blow bubbles with your children and invite them to make the sound of the wind as you do. Say: On Pentecost, the Holy Spirit came like wind and fire. God is always with us through the Holy Spirit.
- **Bubble Prayers** – Try this as a family. Get a bottle of bubbles and gather your family outside. Explain that you are going to pray with bubbles. You each will take a turn by saying a prayer out loud and then blow bubbles to the sky. You can help your child see their bubbles (prayers) floating up to God.
- **Say a Bubble Prayer for the children of the John Wesley Community Centre** (See the Faith Family Activity Sheet info in this lesson, and see the second to last page for info on the Centre)



Blessing and Prayer Time:

Blessing: Have your child hold out their hand and trace a heart on the back of their hand as you say the following; *(You can also use something like lip balm, soap, lotion, etc. to draw a heart on the back of their hand as you say the following blessing.)*

Say: _____ (child's name), **the Holy Spirit is always with you to help you.**

Prayer: (It might be something like)

Dear God, thank you for always being with me and for sending me help through the Holy Spirit so that I can be a follow of Jesus and share your love with others. Amen.

Faith Family Follow-Up activities to use through the week (Below and on the next page):

Note: For the Serving Time activity – This was written in a pre-social distancing time. *(Alternative Suggestion is as follows.)*

For the Serving Time activity – I have reattached to the bottom of the lesson the information about the John Wesley Community Centre for you to see.

Additional service activities –

- A. The children's book donation that I previously mentioned will continue through the end of August or end of September. These books can be used right away.
- B. Or, you can donate diapers to the church for our monthly diaper drive.

Faith Family Activities



Serving Time

Be Together: Remember the children at the John Wesley Community Centre by blowing bubble prayers. Say a prayer for the children and blow a bubble.

Wonder Together: Do you think the children at the centre like to blow bubbles?



Travel Time

Be Together: Sing, "Pentecost Day," to the tune of "This Is the Way" (Bible Story Sheets—Songs) as you travel.



Serving Time

Be Together: Make a Pentecost meal together. Make the foods red, yellow, or orange. End with red cupcakes.

Wonder Together: Do you think the people knew they were starting the first church on Pentecost?



Bedtime

Read "Pentecost" on the other side of this sheet and do the suggested motions together.

Pray Together: God, thank you for the church. Amen. *(Sing, "Happy Birthday," to the church.)*

© 2019 Cokesbury Preschool • Session 14 • Spring 2020

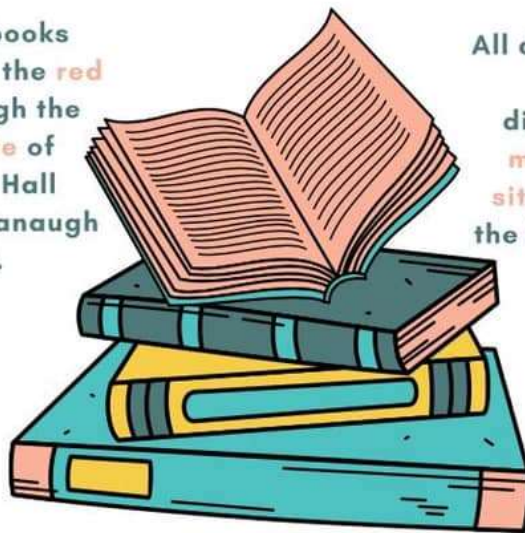
DONATE BOOKS TO KIDS IN NEED!

FYI - This book drive will continue through the end of August and maybe on into September!

COVID-19 BOOK DRIVE

DROP OFF CHILDREN'S BOOKS TO
HILLCREST HALL AT
1501 KAVANAUGH BLVD
BEGINNING APRIL 29, 2020

Drop off books
7am-9pm in the red
bins through the
front gate of
Hillcrest Hall
(facing Kavanaugh
Blvd).





All donated books
will be
distributed at
meal pick-up
sites alongside
the free prepared
meals.

Contact jessie_bates@sbcglobal.net with questions.

Remember to gather at 10:30am to watch our Sunday morning service on KATV!

Holy Spirit Spiral

Photocopy and have the children color (red, yellow, and orange). Help them cut it out. Punch hole in center end and hang with yarn.



Mission Letter

SUPPORT

John Wesley Community Centre

In South Africa, the John Wesley Community Centre serves vulnerable children who have been affected by HIV/AIDS. As of 2018, South Africa had the largest HIV epidemic in the world. The John Wesley Community Centre supports children who have lost their parents to HIV/AIDS, as well as children who have the virus. Here are some services that children can find at the Centre:

- An after-school program that provides homework help and fun activities
- A spelling team
- A chess club
- Marimba and recorder classes
- Gymnastics classes
- A computer center and library
- A preschool for kids ages 1-6
- HIV/AIDS awareness training for adults and children
- Community support groups
- Counseling

Through the John Wesley Community Centre, children and others are given emotional and educational support. The John Wesley Community Centre strives to create an environment which promotes change through active and real participation.

This organization serves the local community. Many women come to the John Wesley Community Centre to engage in self-directed projects making items they can sell. There are also teams who visit homes of persons who have physical disabilities and cannot leave their houses. Pastors and social workers take time caring for and supporting their emotional needs.

This month we have the opportunity to work together to support the work of the John Wesley Community Centre. We can do this by collecting donations, making cards and writing letters, praying, and learning more about the needs of this community. **You can donate through the General Board of Global Ministries Advance #3021238 by visiting <https://advance.umcmmission.org/p-428-john-wesley-community-center.aspx>.**



Pentecost Flame Card Find

