

# Pulaski Heights United Methodist Church Toddler Bible Story Card for May 31, 2020

Dear Infant/Toddler Parents,

This Infant/Toddler Sunday School curriculum for Sunday, May 31. We will continue our focus on Pentecost for the month of May! Use the information below to share the story together and do follow-up activities with your child(ren). As you share the story, also have a Bible available to show the children where it is located.

*(May's Bible Story is located in Acts 2:1-41)*

*(May's Bible Verse is Acts 2:4: They were all filled with the Holy Spirit.)*

## Center yourself for your time together by singing:

You may want to start your time together by centering yourselves with a song. The song for today is called "Pentecost"

*(It is song to the tune of "She'll Be Coming 'Round the Mountain")*

### Pentecost

Oh, they were all together in one place. *(Hold up 1 finger)*

Oh, they were all together in one place. *(Hold up 1 finger)*

When the wind began a-blowing *(Wave hands in air like the wind.)*

And the licks of fire a-showing – *(Wiggle fingers above head like flames.)*

Oh, they were all together in one place. *(Hold up 1 finger)*

## Read the Bible story together:

**Session 14  
Pentecost**

**Sharing Faith With Your Child**  
*Read this Bible story to your child, and do the actions.*

**SAY:** Long ago, Jesus' friends were together in a house. They heard a noise that came from heaven. It sounded like a strong wind. *(Make the sound of wind.)*

Then the friends saw something that looked like little flames. *(Wiggle your fingers.)* The flames floated over each person, but the flames did not touch them.

Many people heard the noise. *(Make the sound of wind.)* They came to see what had happened. *(Wiggle your fingers.)*

Jesus' friends knew that God was with them. Jesus' friends began talking to these people. They told the people about the great things God had done. The people listened, and many of them believed what they heard.

This is how the church began. It happened on the day called Pentecost.

*Turn this card over and invite your child to color the picture of the birthday cake.*

**SAY:** Pentecost is the special day we celebrate the birthday of the church.

**DEEP BLUE**

Abingdon Press  
www.abingdonpress.com

DEEP BLUE  
deepbluekids.com

Deep Blue Nursery • Bible Story Picture Cards  
© 2019 Abingdon Press. Art: Shutterstock

JUVENILE NONFICTION/RW/young/Children's/General \$7.49US  
ISBN-13: 978-1-5018-8592-1  
50749  
9 781501 885921



**They were all filled with the Holy Spirit.**

Acts 2:4

29

### Follow-Up Activities:

#### Paper Craft Activity

- Color the Birthday picture above
- Holy Spirit Spiral (See the second to last page for this activity sheet.)

#### Movement Activity:

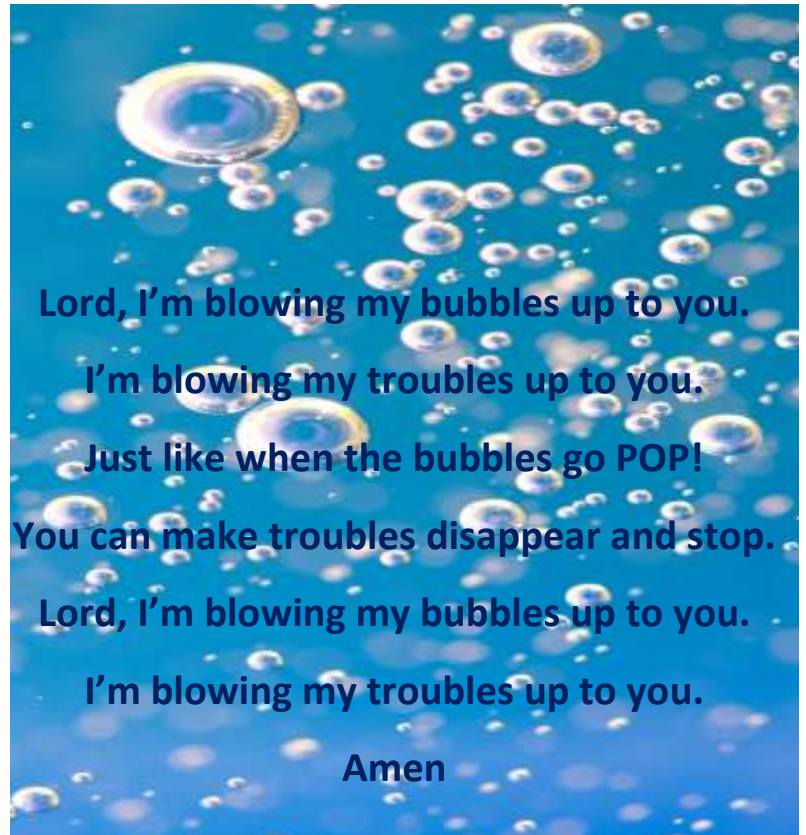
- **Make a Ribbon Dancer stick** – If you have not already done so, make a Ribbon Dancer stick and have a dance party. To make the Ribbon Dancer stick take 3 strips of red ribbon (each about 2-feet long) stacked together and then taped to a craft stick. Play children's Christian music and have a dance party. God's Holy Spirit is with us and helps us move like the wind! *\*Play children's music or sing the Happy Birthday to my church song (words below) as you dance and twirl with your ribbon.*  
*Happy Birthday to my church, to my church, to my church.*  
*Happy Birthday to my church, Happy Birthday!*

#### Game Activities:

- **Find the Flames:** Print out the flame card sheet found at the end of the lesson. Cut the cards apart and hide the cards around the house for your child(ren) to find. Remind your child(ren) that on Pentecost, there was the sound of wind and flames of fire. This surprised the friends of Jesus. The Holy Spirit had arrived, letting them know that God was with them all.
- **Play "I Spy" something red.** Encourage your child(ren) to look around and find all things that are red. The Red reminds us of Pentecost & the flames of fire that appeared above the heads of Jesus' friends to let them know God was with them and they were not alone.

## **Bubble Play and Bubble Prayers:**

- **Bubble Play** – Blow bubbles with your children and invite them to make the sound of the wind as you do. Say: On Pentecost, the Holy Spirit came like wind and fire. God is always with us through the Holy Spirit.
- **Bubble Prayers** – Try this as a family. Get a bottle of bubbles and gather your family outside. Explain that you are going to pray with bubbles. You each will take a turn by saying a prayer out loud and then blow bubbles to the sky. You can help your child see their bubbles (prayers) floating up to God.



- **Make Cupcakes together for your church Birthday Party**
- **Pray for the church:** (at bedtime or any time)

- **Service Activities:**

- **Donate diapers to the church for our monthly Diaper Drive**
- **Covid-19 Children's Book Donation Drive**

DONATE BOOKS TO KIDS IN NEED!

## COVID-19 BOOK DRIVE

DROP OFF CHILDREN'S BOOKS TO  
HILLCREST HALL AT  
1501 KAVANAUGH BLVD  
BEGINNING APRIL 29, 2020

FYI - This book drive will continue through the end of August and maybe on into September!

Drop off books  
7am-9pm in the red  
bins through the  
front gate of  
Hillcrest Hall  
(facing Kavanaugh  
Blvd).



All donated books  
will be  
distributed at  
meal pick-up  
sites alongside  
the free prepared  
meals.

Contact [jessie\\_bates@sbcbglobal.net](mailto:jessie_bates@sbcbglobal.net) with questions.

- **Blessing & Prayer:**

- **Blessing:** Have your child hold out their hand and trace a heart on the back of their hand as you say the following; *(You can also use something like lip balm, soap, lotion, etc. to draw a heart on the back of their hand as you say the following blessing.)*

Say: \_\_\_\_\_, **the Holy Spirit is always with you.**



- **Prayer:** (It might be something like)

**Dear God, thank you for sending the Holy Spirit and for promising to always be with us. Amen**

\*\*\*Remember to gather at 10:30am to watch our Sunday morning service on KATV!\*\*\*

# Holy Spirit Spiral

Photocopy and have the children color (red, yellow, and orange). Help them cut it out. Punch hole in center end and hang with yarn.



# Pentecost Flame Card Find

