

# Pulaski Heights United Methodist Church Toddler Bible Story Card for May 10, 2020

Dear Infant/Toddler Parents,

This Infant/Toddler Sunday School curriculum for Sunday, May 10. This month we start our focus on Pentecost! Use the information below to share the story together and do follow-up activities with your child(ren). As you share the story, also have a Bible available to show the children where it is located.

*(May's Bible Story is located in Acts 2:1-41)*

*(May's Bible Verse is Acts 2:4: They were all filled with the Holy Spirit.)*

## Center yourself for your time together by singing:

You may want to start your time together by centering yourselves with a song. The song for today is called "Pentecost"

*(It is song to the tune of "She'll Be Coming 'Round the Mountain")*

### Pentecost

Oh, they were all together in one place. *(Hold up 1 finger)*

Oh, they were all together in one place. *(Hold up 1 finger)*

When the wind began a-blowing *(Wave hands in air like the wind.)*

And the licks of fire a-showing – *(Wiggle fingers above head like flames.)*


Oh, they were all together in one place. *(Hold up 1 finger)*

## Read the Bible story together:

**Session 11  
Pentecost**

**Sharing Faith With Your Child**  
*Read this Bible story to your child.*

**SAY:** Blowing, blowing.  
Long ago, Jesus' friends were together in a house. They heard a noise that came from heaven. It sounded like a strong wind.



Looking, looking!  
Many people heard the noise. They came to see what had happened. Jesus' friends knew that God was with them.


Smiling, smiling!  
Peter loved God. Peter was happy to tell all the people about God. Peter told them about the great things God had done.

Listening, listening!  
The people listened, and many believed what they heard. The people wanted to love God, just like Peter and his friends did. The people came together to worship God.

**Celebrating, celebrating!**  
And that is how the church began. It happened on the day called Pentecost. We celebrate Pentecost as the birthday of the church.

*Turn this card over and help your child count the five flames in the picture. Then sing this song to the tune of "London Bridge" with your child.*

**SING:** Happy birthday to my church,  
to my church, to my church.  
Happy birthday to my church.  
Happy birthday!

 **TINY PRAYER** Dear God, thank you for the church. Amen.

Deep Blue Nursery • Bible Story Picture Cards  
© 2019 Abingdon Press. Art: Christine Chang/Wendy Lynn & Co.

24



**They were all filled with the Holy Spirit.**

Acts 2:4

23

### **Follow-Up Activities:**

Look at the Bible story card together. Pretend to be the people in the picture. Look surprised and wiggle your fingers above your head like the flames of the Holy Spirit.

### **Paper Craft Activity:**

- Color the “Let’s Celebrate – God is with us!” coloring sheet. Remind the children that red is the color of Pentecost. Use a Red color crayon to color the flames above their heads. *(See the end of the lesson material.)*
- Sunday, May 10<sup>th</sup>, is Mother’s Day. Make a gift to give to Mom to let her know how much you love her. Options: Color the picture. If you have the extra supplies (tissue paper, glue or paint) have your children add an extra element to the flowers *(See the end of the lesson material.)*



## Movement Activity:

- **Make a Ribbon Dancer stick** – 3 strips of red ribbon (each about 2-feet long) stacked together and then taped to a craft stick. Play children’s Christian music and have a dance party. God’s Holy Spirit is with us and helps us move like the wind!  
*\*New this week - Instead of playing music, sing the Happy Birthday to my church song (words found on the story card) as you dance and twirl with your ribbon.*

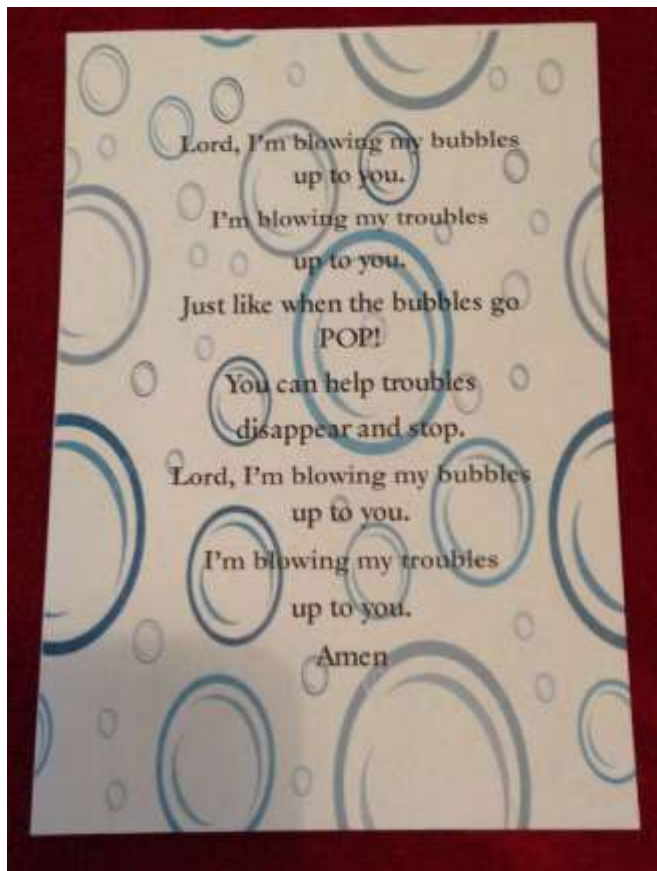
## Game Activity:

- Play “I Spy” something red. Encourage your child(ren) to look around and find all things that are red. The Red reminds us of Pentecost & the flames of fire that appeared above the heads of Jesus’ friends to let them know they are not alone.

- **Bubble Prayer:**



Try this as a family. Get a bottle of bubbles and gather your family outside. Explain that you are going to pray with bubbles. You each take a turn by saying a prayer out loud and then blow bubbles to the sky. You can help your child see their bubbles floating up to God.



- Make a Red Meal/Snack together:



**Serving Time**  
**Be Together:** Make a Pentecost meal together. Make the foods red, yellow, or orange. End with red cupcakes.  
**Wonder Together:** Do you think the people knew they were starting the first church on Pentecost?

- Pray for the church: (at bedtime or any time)



**Bedtime**  
 Read "Pentecost" on the other side of this sheet and do the suggested motions together.  
**Pray Together:** God, thank you for the church. Amen. (Sing, "Happy Birthday," to the church.)


- Covid-19 Children's Book Donation Drive:

DONATE BOOKS TO KIDS IN NEED!

## COVID-19 BOOK DRIVE

DROP OFF CHILDREN'S BOOKS TO  
 HILLCREST HALL AT  
 1501 KAVANAUGH BLVD  
 BEGINNING APRIL 29, 2020

Drop off books  
 7am-9pm in the red bins through the front gate of Hillcrest Hall (facing Kavanaugh Blvd).



All donated books will be distributed at meal pick-up sites alongside the free prepared meals.

Contact [jessie\\_bateessbcglobal.net](mailto:jessie_bateessbcglobal.net) with questions.

- Blessing & Prayer:

**Blessing:** Have your child hold out their hand and trace a heart on the back of their hand as you say the following; (You can also use something like lip balm, soap, lotion, etc. to draw a heart on the back of their hand as you say the following blessing.)

Say: \_\_\_\_\_, **God loves you. God blesses you. God is always with you.**

**Prayer:** (It might be something like)

**Dear God, thank you for sending Jesus to show us your love and for promising to always be with us. Amen**

\*\*\*Remember to gather at 10:30am to watch our Sunday morning service on KATV!\*\*\*



**Let us celebrate - God is with us!**

Happy  
Mother's Day

