



PHUMC Sunday School lessons for Preschool – 5th grade.

September 26, 2021 – Joseph and His Brothers Reunited (Genesis 42:1-46:34)

Prepare to Wonder

Faith Word: Reconciliation

The seven years of plenty and the seven years of famine arrived, just as Pharaoh's dream had predicted. Joseph took good care of the grains during the seven years of plenty, so the Egyptian people had food to eat during the seven years of famine. Egypt was not the only country affected by the drought. Canaan, where Joseph's father and brothers lived, also had a famine. Jacob sent his sons to Egypt to buy food so they wouldn't starve to death.

When the brothers arrived in Egypt, they were taken to their brother, Joseph, to request food (although, of course, they did not know it was him). It had been many years since the brothers had seen Joseph, and they did not recognize him. But Joseph did recognize his brothers. Joseph devised a plan to trick his brothers and get even for selling him. Joseph wanted them to feel remorse for what they did to him.

Joseph finally decided he could not trick his brothers any longer and revealed himself to his brothers. He was so overcome by emotion, he had to hide his tears. Joseph forgave his brothers and wanted to be reconciled with them and his father. Joseph sent his brothers back to Canaan one last time. They returned with their father and the rest of the family to make Egypt their home. The family was reunited.

Forgiveness can take a long time. It may take years to work through the process of reconciling. In the story of Joseph and his brothers, reconciliation was achieved because both sides asked for and gave forgiveness.

Wonder with Me

READ the Bible Story

- Joseph and His Brothers Reunited, from Genesis 42:1-46:43 (*Read from your Bible and/or see the following page for a picture of the Celebrate Wonder version.*)

WATCH the Bible Story


- <https://youtu.be/hvEsOhut6dQ>

SHARE the Faith Word

Faith Word: Reconciliation – means to bring peace between persons who have disagreed. You could say this word also means to forgive – let go of any bad feelings about another person so you can be reconciled and stay friends/family.



Bible Storybook



WONDER Together:

1. Do you think Joseph's heart was broken when his brothers hurt him?
2. How did Joseph feel when he saw his brothers again?
3. Who helped Joseph find strength to forgive his brothers?
4. How do you think God feels when you forgive someone?

Spiritual Practice

• **Share the Celebrate Wonder Family Spiritual Practice**

After reading the bible story from the Bible or from the picture above, do the spiritual practice together.

Say: **A spiritual practice is something we do to help us connect to God. God wants us to forgive others. Forgiving and reconciling with others helps us grow closer.**

Say: **What does forgiveness feel like?**

Say: **This week let's practice what we should do to keep peace between persons who might disagree. You can think of the three S's.**

- **Stop** before you speak and think about what you say or do. *(Hold your hand out in a stop motion.)*
- **Speak** in words of kindness. *(Cup your hand around your mouth.)*
- **Say** you are sorry if you were wrong. *(Hold out your hand.)*

Go in Peace

Blessing: Touch your child and say: **"May you always carry forgiveness in your heart. God bless you."**

Prayer: Dear God, help me be a messenger of forgiveness and reconciliation. Amen.

Additional Activity for each age group

Select the material toward the end of the lesson that is age appropriate for your child(ren)

Color Sheet for all



Faith Word—Unit 1

RECONCILIATION



Preschool Activity

Coloring Page

Supplies: a copy of the coloring page below, some color crayons and some coins.

Say: In today's Bible story, Joseph's brothers came to Egypt to get food. They brought silver with them to give as a gift.


Let's fill our bag up on our sheet with some pretend "coins".

Place the coins under the piece of paper below the outline of the bag. Help your child(ren) see how they can color over the page with the crayon and the color rubbing will help them "see" the coins appear in the bag.

Wonder: Do you think Joseph wanted the money or do you think he wanted his family back together instead?

Coin Rubbings – Coloring Page

Joseph's brothers went to Egypt. They brought silver in their bags. Put some coins under this sheet. Then rub across the page with a crayon. Color the page.



Early Elementary Activity

Paper Pyramid - Origami

Supplies: copy of the two sheets below (instructions and the square to be cut out)

SAY: This month we have heard stories about Joseph and his time in Egypt. Today we are learning how Joseph forgave his brothers. We are going to make a Paper Pyramid to remind us of Joseph in Egypt and what he did.

Have the child(ren) cut out the square and follow the picture directions on the following page to make a Pyramid. Use a small piece of tape to secure.

Invite them to write "I can forgive others." On one or more sides of their pyramid using a marker.

Older Elementary Activity

Paper Pyramid - Origami

Supplies: copy of the two sheets below (instructions and the square to be cut out)


SAY: This month we have heard stories about Joseph and his time in Egypt. Today we are learning how Joseph forgave his brothers. We are going to make a Paper Pyramid to remind us of Joseph in Egypt and what he did.

Have the child(ren) cut out the square and follow the picture directions on the following page to make a Pyramid. Use a small piece of tape to secure.

Invite them to write "I can forgive others." On one or more sides of their pyramid using a marker.

Paper Pyramid – Origami

Use the pattern below to fold your own paper pyramid. Follow the directions provided on 4D.



4D

Paper Pyramid Instructions – Origami

Use these instructions to fold the paper pyramid from 4C. Additional help can be found by searching for "origami pyramid" on the internet.

