



PHUMC Sunday School lessons for Preschool – 5th grade.

August 15, 2021 – Book of Esther (Book of Esther)

Prepare to Wonder

Faith Word: Courage

Exploring courage through discipline is our spiritual practice for this unit. In previous stories, we have heard about the courage of Rahab, Ruth, and Naomi: three women who faced fear and danger with courage. Through planning and discipline, they saved themselves from danger. IN today's story, Queen Esther not only saved herself but also saved the Jewish people.

Queen Esthere as Jewish, but her husband, the king, did not know she was Jewish. The kings' helper, Haman, didn't like Jewish people, so he tricked the king into making a law that would have all the Jewish people killed. Queen Esther was raised by her cousin Mordecai who also wored for the king. Mordecai convinced Queen Esther that she must intervene wit the king to save her people.

Queen Estehre took several courageous steps. First, she presented herself to the king without being summoned. Not evern the queen could do that! Second, she invited the king and Haman to a banquet. She made a plan to tell the king she was Jewish at the banquet. When she told the king that she and her people would be killed under Haman's law, the king ws very upset. So, he made a new law that kept Queen Esther and her people safe.

Not only did Queen Esther show courage but she did so with a deliberate plan. She asked her people to fast and pray to give her courage. That courage gave the queen the discipline to carry out the plan. Sometimes we ask for help from others or through the discipline of prayer to be courageous.

Wonder with Me

READ the Bible Story

- Esther, from the book of Esther (*Read from your Bible or see one of the following pages for a picture of the Celebrate Wonder version.*)

WATCH the Bible Story

- <https://youtu.be/7HLLqUc09q8>

SHARE the Faith Word

Faith Word: Courage – means choosing to act in faith, even when you are afraid.

WONDER Together:

1. Do you think that Queen Esther was afraid to tell the king she was Jewish?
2. Why do you think Queen Esther's faith in God gave her courage?
3. Have you ever been afraid to do something? What did you do so you wouldn't be afraid?
4. Who helps you have courage to stand up and say something when you see something that is wrong?

Spiritual Practice

- **Share the Celebrate Wonder Family Activity Book together** (page 24 & 25). On page 25 (*and below*) you will find the suggested Spiritual Practice activity for the week.

Esther was afraid to tell the king she was a Jew. But to save her people, she had to tell him. She did not know what he would do.

Continue to color in the Courage Chart (*from the previous week*) **and share how you have acted with courage. Think about ways you can speak up for friends and family. Share with one another ways you have seen people show courage.**

Pray for courage to do what is right and to stand up for others.

Go in Peace

Blessing: Touch your child and say: **"May God bless you with courage and strength."**

Prayer: **Dear God, thank you for the people who help me when I am afraid. Amen.**

Additional Activity for each age group

Select the material toward the end of the lesson that is age appropriate for your child(ren)

Book of ESTHER

Esther


Book of Esther

Esther lived with her older cousin, Mordecai. Esther and Mordecai were Jews. They loved God and followed God's rules.

The king decided he wanted a new queen. The king chose Esther! She went to live at the palace, but she didn't tell anyone that she and Mordecai were Jews.

The king had a helper named Haman. Haman didn't like Jews. Haman tricked the king into making a law to kill all the Jews. Esther and Mordecai were very upset. "You must help our people. You must be brave and talk to the king," said Mordecai.

Queen Esther told the king, "I am a Jew. Haman wants to kill all the Jews. Please don't let him kill me and my people." The king was upset with Haman! He didn't want Queen Esther or her people killed. The king made a new law that kept Queen Esther and her people safe.

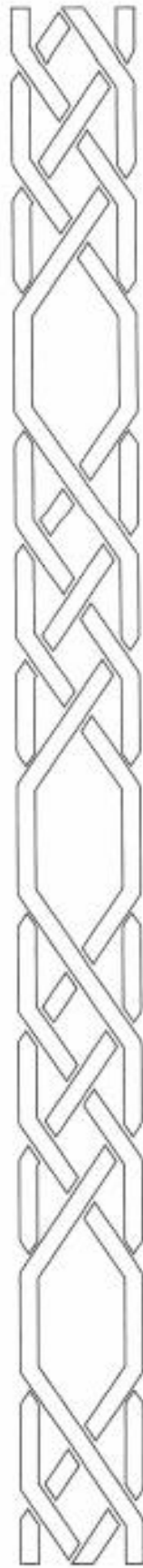


I wonder: How did Esther feel talking to the king?

Color Sheet for all

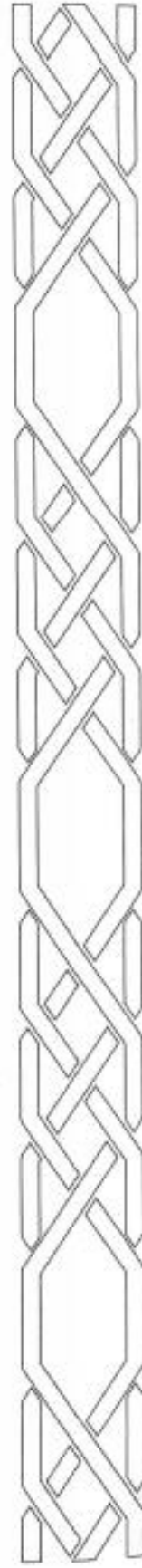


Faith Word—Unit 3



93

GOOD FAITH



Jeweled Crown and Bracelet (Art)

Supplies: Printed preschool activity sheet below (or trace the crown and bracelet outline on some cardstock or construction paper), color crayons, and/or items to glue onto the crown and bracelet, hole punch, tape, and a rubber band.

Have your child decorate the crown and bracelet as they wish. Take a rubberband and cut it so that it has 2 ends. Tie each end to the holes that you punch on each end of the crown. This will help the crown fit better.

Once the bracelet is decorated, tape the ends together.

Say: **Sometimes we need some help to be brave. The help may come from our family, people we love, or praying to God. Sometimes we just need a symbol, like a crown or a bracelet to help us remember that God can help us be brave.**

Wonder: **What helped Queen Esther be brave? What helps you be brave?**



Be Strong (Music)

If you wish, revisit the song for this month – Be Strong (It is to the tune of “The Bear Went Over the Mountain”)



Say: The Bible story this week told us that Ruth and Naomi showed courage and cared for each other. Their hearts were strong in the Lord.

Doing Spiritual practices help us connect with God and help make our hearts strong in the Lord too. Let’s spend some time with God by singing the song together that we learned last week.

Sing: **Be strong! Let your heart take courage! Be strong! Let your heart take courage! Be strong! Let your heart take courage and be strong in the Lord!**

Say: **Our bible verse for the month is Psalm 27:14, the song we just sang. Saying or singing a favorite Bible verse can help us have courage.**

Preschool Activity



Early Elementary Activity

Esther Word Cloud

Supplies: copy of Esther Word Cloud (elementary activity sheet below)

WONDER: What words would you use to describe Esther?

SAY: Using this activity sheet we're going to fill in the lines on the crown with words that describe Esther. The words can describe what Esther did, how she behaved, or the kind of person you think she was. Have fun!!!

Older Elementary Activity


Esther Word Cloud

Supplies: copy of Esther Word Cloud (elementary activity sheet below)

WONDER: What words would you use to describe Esther?

SAY: Using this activity sheet we're going to fill in the lines on the crown with words that describe Esther. The words can describe what Esther did, how she behaved, or the kind of person you think she was. Have fun!!!

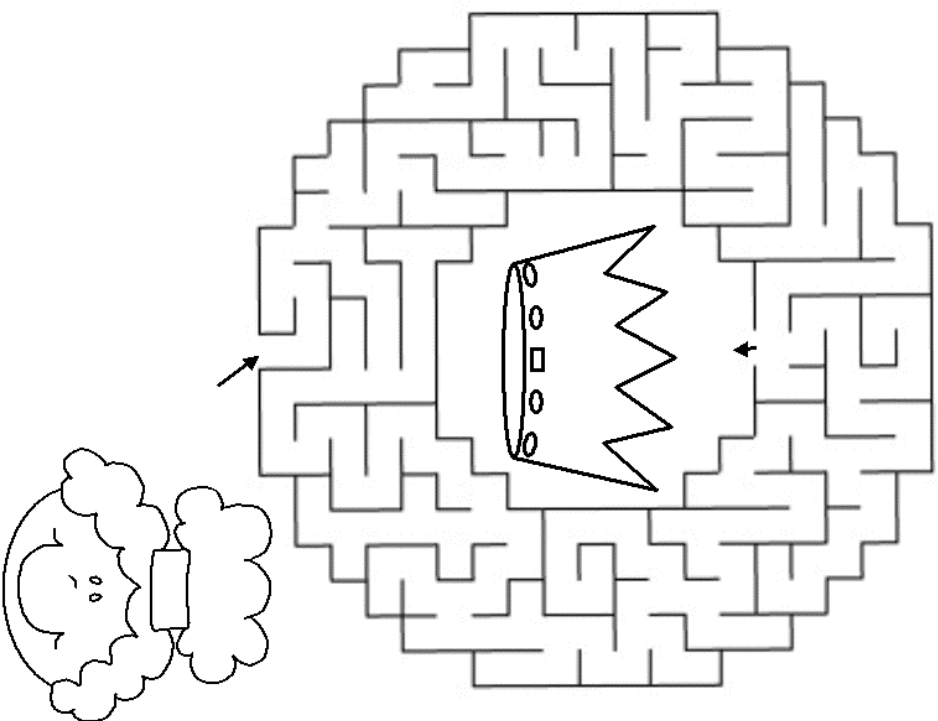
Esther Word Cloud




Make an Esther word cloud by filling in the horizontal and vertical lines on the crown with words that describe Esther.

Esther the Queen Maze

Help Esther find her crown so she can save the Jews.



Esther Crossword



- Across**
- Mordecai refused to do this to Haman, so Haman decided to get rid of all the Jews.
 - Esther could not approach the king unless he _____ her first.
 - Haman and the king didn't know that Esther was this.
 - Esther prayed and _____ for three days before she went to the king.
 - Esther was full of this as a young Queen who wanted to do the right thing.

- Down**
- The name of Esther's cousin.
 - Mordecai was _____ by the king because he saved his life.
 - Esther could've been _____ for going to the king without permission.
 - Young Esther won the king's heart because she was so _____.
 - God made Esther queen because she was _____ to save the Jews.