



PHUMC Sunday School lessons for Preschool – 5th grade.

March 28, 2021 – Jesus Enters Jerusalem (Matthew 21:1-11)

Prepare to Wonder

Faith Word: Remember

The story of Jesus' entry into Jerusalem can be considered a fulfillment of the words of the prophet in Zechariah 9:9: "Look, your king will come to you... He is humble and riding on an ass, on a colt, the offspring of a donkey." In Luke 18:31-33, Jesus told his friends, the disciples, that he would be killed in Jerusalem. Jesus and his friends knew as they entered Jerusalem that Jesus' life on earth was short.

Jesus knew he was in danger as he entered Jerusalem, but he did not try to hide. He arrived, almost in defiance of those planning to kill him. He rode in on a donkey and was greeted by crowds of people waving palm branches, throwing their cloaks on the ground before him and shouting, "Hosanna!" These were all ways that Jewish people would greet and honor a famous person. Much like a parade! By riding a donkey instead of a horse, Jesus was saying he came in peace. A king would ride a horse if he was coming in war and a donkey if coming in peace. Jesus asserted he was a king of peace for all.

There are many symbols in this story. Today we will focus on the symbol of the palm branch. One ritual many churches practice on Palm Sunday is a palm parade. It can be done in many ways, but almost always contains waving the palm branches and shouting, "Hosanna," a word used to praise God. Children will quickly pick up on the symbol of the palm branch as a way to remember and praise God.

Wonder with Me

READ the Bible Story

- The Last Supper, from Matthew 21:1-11 (*Read from your Bible, see the verses listed below, or see one of the following pages for a picture of the Celebrate Wonder version.*)

21 As they approached Jerusalem and came to Bethphage on the Mount of Olives, Jesus sent two disciples, ²saying to them, "Go to the village ahead of you, and at once you will find a donkey tied there, with her colt by her. Untie them and bring them to me. ³If anyone says anything to you, say that the Lord needs them, and he will send them right away."

⁴ This took place to fulfill what was spoken through the prophet:

⁵ "Say to Daughter Zion,
'See, your king comes to you,
gentle and riding on a donkey,
and on a colt, the foal of a donkey.'"⁶

⁶ The disciples went and did as Jesus had instructed them. ⁷ They brought the donkey and the colt and placed their cloaks on them for Jesus to sit on. ⁸ A very large crowd spread their cloaks on the road, while others cut branches from the trees and spread them on the road. ⁹ The crowds that went ahead of him and those that followed shouted,

"Hosanna¹⁰ to the Son of David!"

"Blessed is he who comes in the name of the Lord!"¹¹

"Hosanna¹² in the highest heaven!"

¹⁰ When Jesus entered Jerusalem, the whole city was stirred and asked, "Who is this?"

¹¹ The crowds answered, "This is Jesus, the prophet from Nazareth in Galilee."

WATCH the Bible Story

- <https://youtu.be/Z5OD8RsBK68>

SHARE the Faith Word

Faith Word: Remember – means to think about and not forget.

Many churches wave palms and shout, "Hosanna!" on Palm Sunday. It is something done every year, and we call it a ritual. The rituals of waving palm branches and praising God by shouting, "Hosanna!" help us remember Jesus and how much he loves us.

WONDER Together:

1. What animal did Jesus ride into Jerusalem? Why was that significant?
2. What did the people do to welcome him?
3. Who would you like to be in the story – Jesus' friend, a person in the crowd, or someone else?

Spiritual Practice

- **Share the Celebrate Wonder Family Activity Book together** (page 10 & 11). On page 11 (*and below*) you will find the suggested Spiritual Practice activity for the week.

Many Christian churches have a ritual of a palm parade on Palm Sunday. It is a way to remember how happy the people were to welcome Jesus as he entered Jerusalem.

Make a palm branch. Lay it where your family will see it each day and remember how much Jesus loves us.

Praise Jesus each day by waving the palm branch and shouting, "Hosanna!"

Go in Peace

Blessing: Touch your child and say: “God loves you; you are a blessing.”

Prayer: Dear God, thank you for the love Jesus gives us. Amen.

Additional Activity for each age group

Select the material toward the end of the lesson that is age appropriate for your child(ren)



Bible Storybook

Jesus Enters Jerusalem

Matthew 21:1-11

Jesus and his followers were close to the city of Jerusalem. They could smell the spices from the shops and hear the people buying what they needed inside the city walls. Jesus asked two of the followers to get a donkey and a donkey colt for him to ride. The two followers found the donkey and her colt, and brought them back to Jesus. The followers placed their clothes on the donkey's back and placed Jesus on the donkey.

A large crowd met Jesus at the city gate of Jerusalem. The crowd spread their clothes on the road. Others cut palm branches off of trees and laid them down on the road. The crowd shouted praises, saying, “Hosanna! Blessings! Hosanna!”

The whole city was excited. “Who is this?” the people in the city asked.

The crowd told the people, “This is the prophet Jesus.”


I wonder: Why do you think Jesus chose to ride a donkey?

Color Sheet for all



Unit 1 Faith Word

Permission is granted to duplicate this page for local church use only. © 2020 Cokesbury.



Preschool Activity

Spiritual Practice – Palm Parade

Supplies: print the leaf template, green construction paper (or plain piece of copy and green crayon or marker), item for a stem (use a pipe cleaner, craft stick, or a rolled tube of construction paper), and glue. *(Another option, trace your child's hand on green paper and cut out. Attach with tape to a straw or some other object for a stem.)*

Help your child make a palm leaf for a Palm Parade.

Say: **When Jesus rode into Jerusalem on a donkey everyone shouted Hosanna and waved palm branches. We still do this today on Palm Sunday to remember how happy the people were to welcome Jesus and to also remember how much Jesus loves us.**

Let's have our own Palm Parade and pretend to welcome Jesus.

Have your child hold and wave the palm leaf as you sing the following song to the tune of "Goodnight, Ladies."

Sing, "Hosanna!"
Sing, "Hosanna!"
Sing, "Hosanna!"
Hosanna in the highest!"

(Repeat several times)

Early Elementary Activity

Family Spiritual Practice

Supplies: print the leaf template, green construction paper (or plain piece of copy and green crayon or marker), item for a stem (use a pipe cleaner, craft stick, or a rolled tube of construction paper), and glue

SAY: When together in person our church reenacts Jesus' triumphant entry into Jerusalem. It is a way to remember how happy the people were to welcome Jesus as he entered Jerusalem. Make a palm branch. Put it where your family will see it each day and remember how much Jesus loves us. Praise Jesus each day by waving the palm branch and shouting, "Hosanna!"

Older Elementary Activity

Family Spiritual Practice

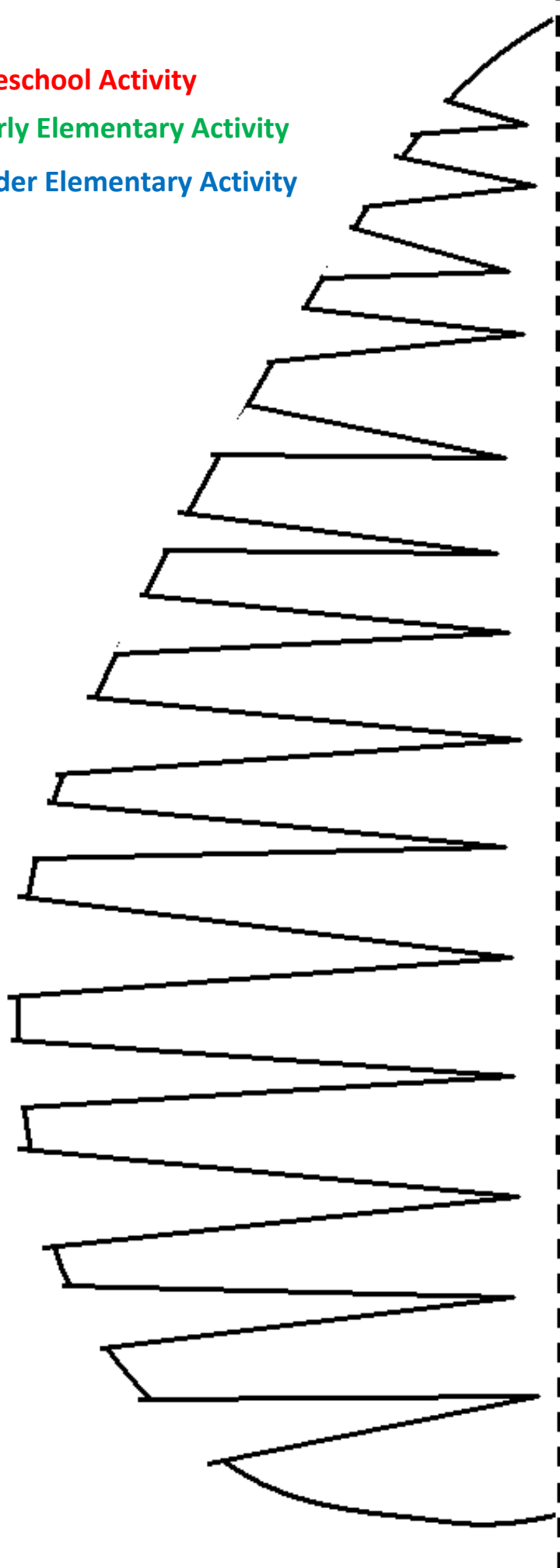
Supplies: print the leaf template, green construction paper (or plain piece of copy and green crayon or marker), item for a stem (use a pipe cleaner, craft stick, or a rolled tube of construction paper), and glue

SAY: When together in person our church reenacts Jesus' triumphant entry into Jerusalem. It is a way to remember how happy the people were to welcome Jesus as he entered Jerusalem. Make a palm branch. Put it where your family will see it each day and remember how much Jesus loves us. Praise Jesus each day by waving the palm branch and shouting, "Hosanna!"

Preschool Activity

Early Elementary Activity

Older Elementary Activity



Paper Palm Leaf

Cut this template along the dotted line.

Fold a piece of green construction paper in half and paper clip the template so the dotted line is along the fold.

Cut through the template and both layers of construction paper along the black lines.

Discard the template (unless you want to make more leaves).

Unfold the construction paper to see your finished palm leaf.

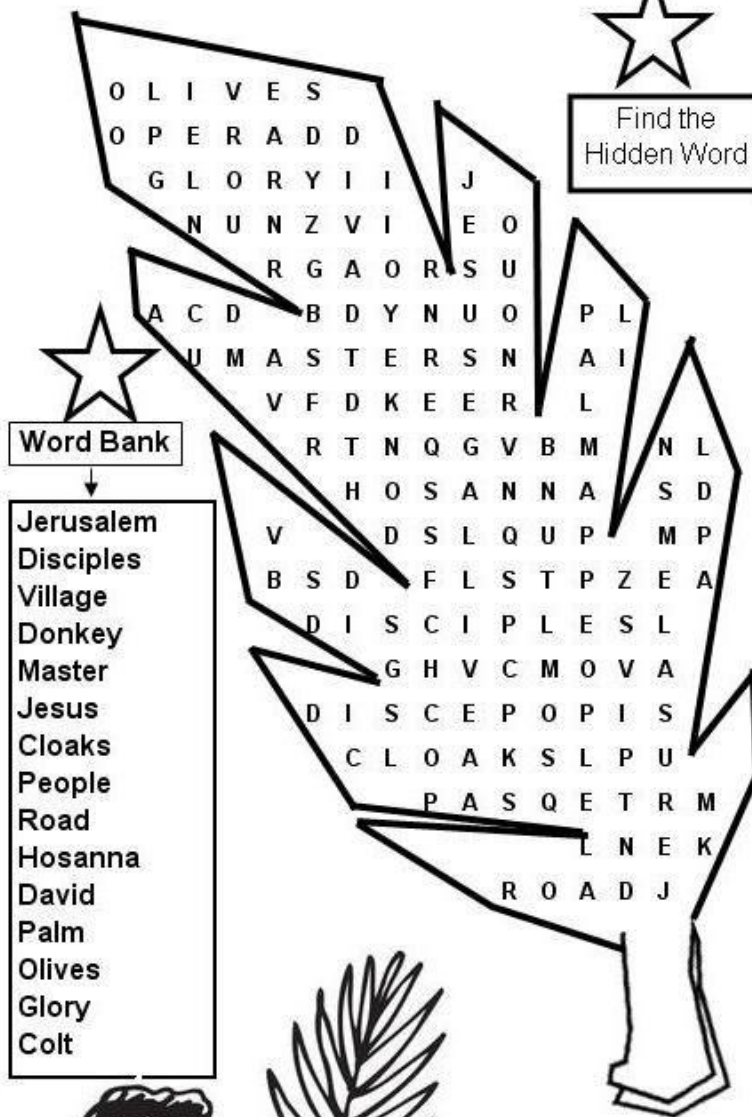
Optional: Tape a green pipe cleaner or thin rolled tube of construction paper to the center as a stem.



Palm Sunday



Find the
Hidden Word



Word Bank

Jerusalem
Disciples
Village
Donkey
Master
Jesus
Cloaks
People
Road
Hosanna
David
Palm
Olives
Glory
Colt

