



PHUMC Sunday School lessons for Preschool – 5th grade.

April 4, 2021 – Resurrection (Matthew 28:1-10)

Prepare to Wonder

Faith Word: Share

There are different stories of the Resurrection in the four Gospels. The story in Matthew has Mary Magdalene and the other Mary going to the tomb in the morning. What follows can only be described as wonderful and awe-inspiring.

The tomb was carved out of rock, probably sealed with a large, round stone that rolled in front of the tomb opening. As the women approached the tomb, there was a giant earthquake and they saw an angel roll the stone away and sit on top of it. That action alone would have caused me to freeze, but there was more to come.

The angel told the women not to be afraid. The angel said Jesus was not in the tomb. Jesus was alive! “Go and tell the other disciples that Jesus is alive and will meet them in Galilee,” the angel said. In awe and amazement, and maybe fear, the women ran to tell the other disciples what the angel had said. The women were the first to share the good news that Jesus was alive!

But wait! As the women ran down the path, Jesus himself appeared to them. They fell to their knees when they saw Jesus, and he reiterated what the angel had said: “Go, tell the disciples I will see them in Galilee.” A direct command from Jesus to the women, to share the good news with others.

Witnessing is sharing the good news of who Jesus is and what God has done in your life. Little children may have trouble with the concept of witness, but they will understand sharing. Talk to them about sharing how much they love Jesus and how much Jesus loves them.

Wonder with Me

READ the Bible Story

- Resurrection, from Matthew 28:1-10 (*Read from your Bible, see the verses listed below, or see one of the following pages for a picture of the Celebrate Wonder version.*)

28 After the Sabbath, at dawn on the first day of the week, Mary Magdalene and the other Mary went to look at the tomb.

² There was a violent earthquake, for an angel of the Lord came down from heaven and, going to the tomb, rolled back the stone and sat on it. ³ His appearance was like lightning, and his clothes were white as snow. ⁴ The guards were so afraid of him that they shook and became like dead men.

⁵ The angel said to the women, "Do not be afraid, for I know that you are looking for Jesus, who was crucified. ⁶ He is not here; he has risen, just as he said. Come and see the place where he lay. ⁷ Then go quickly and tell his disciples: 'He has risen from the dead and is going ahead of you into Galilee. There you will see him.' Now I have told you."

⁸ So the women hurried away from the tomb, afraid yet filled with joy, and ran to tell his disciples. ⁹ Suddenly Jesus met them. "Greetings," he said. They came to him, clasped his feet and worshiped him. ¹⁰ Then Jesus said to them, "Do not be afraid. Go and tell my brothers to go to Galilee; there they will see me."

WATCH the Bible Story

- https://youtu.be/Zgk7_LjhJcM

SHARE the Faith Word

Faith Word: Share – means to offer God’s blessings to others. We know that God gives us blessings and love. God wants us to share those blessings and God’s love with others.

In our Bible story today we will hear the good news that Jesus is Alive! Go and share that good news with everyone!

WONDER Together:

1. How do you think the women felt as they walked to the tomb?
2. How do you think they felt when they met Jesus?
3. Jesus told the women to go and share the good news with the others. Who can you share the good news with - Jesus is alive?

Spiritual Practice

- **Share the Celebrate Wonder Family Activity Book together** (page 12 & 13). On page 13 (*and below*) you will find the suggested Spiritual Practice activity for the week.

The women probably felt many emotions on that Easter morning – excited, scared, and maybe even confused! They couldn’t wait to share with Jesus’ friends that Jesus was alive.

When we have big emotions, it is good to have people to share with.

Start checking in daily with your family, by sharing the best part of the day and the worst part of the day. Wonder how God might be working in your life and support one another.

Pray that you will remember to share God’s actions in your life with others.

Go in Peace

Blessing: Touch your child and say: **“May you always share the good news of Jesus.”**

Prayer: **Dear God, thank you for sharing Jesus with us. Jesus is alive! Amen.**

Additional Activity for each age group

Select the material toward the end of the lesson that is age appropriate for your child(ren)



Bible Storybook

Resurrection


Matthew 28:1-10

Three days after Jesus was killed, two of Jesus' followers, Mary Magdalene and Mary, went to the tomb where Jesus was buried very early in the morning. The flowers in the garden smelled sweet, but the followers were too sad to notice.

A strong earthquake shook the ground, and the followers saw an angel from heaven. The angel moved the giant stone away from the entrance to the tomb and sat on it. The angel said, "Don't be afraid! I know you are looking for Jesus, but he isn't here! Jesus is alive!"

The angel said, "I have come to tell you to go to the rest of Jesus' followers. Tell them that Jesus has risen to life." Mary Magdalene and Mary were excited, scared, and happy to hear the angel. They ran down the garden path to tell the disciples.

Suddenly, the women ran into Jesus. Mary Magdalene and Mary knelt down to worship Jesus. Jesus said, "Do not be afraid. Go to the rest of my followers and tell them to meet me in Galilee."




: I wonder: How did Mary Magdalene and Mary feel when they saw Jesus?

Color Sheet for all



Unit 2 Faith Word



Preschool Activity

Coloring Sheet and “Spread the Good News” song

Supplies: print the preschool activity sheet to color and then to give to someone you want to share the good news with – Jesus is alive!

Additional activity: Learn the “Spread the Good News” Song

Learn the following song to the tune of “Old MacDonald” and get the children excited about telling others about Jesus!

Spread the good news everywhere. (Hold arms up and turn in a circle.)

Jesus is alive! (Pat hands against a partner’s hands.)

Take the good news here and there. (Point around the room.)

Jesus is alive. (Pat hands against a partner’s hands.)

Step-step-hop. (Step, step, hop.)

Don’t be slow. (Wave “come on.”)

Right foot, left foot. (Step with right foot, then left foot.)

Do-si-do! (Cross arms over chest, then circle around partner.)

Spread the good news everywhere. (Hold arms up, and turn in a circle.)

Jesus is alive. (Pat hands against a partner’s.)



Share the good news – Jesus is alive!

Early Elementary Activity

Easter Card (Craft)

Supplies: crayons, markers, scissors, copy of the Easter Card


- **Cut and fold the card in half and write a message on the inside. Give to someone special to you!**

Older Elementary Activity

Easter Card (Craft)

Supplies: crayons, markers, scissors, copy of the Easter Card

- **Cut and fold the card in half and write a message on the inside. Give to someone special to you!**



ON THE ROAD TO EASTER WORD SEARCH



Ash

Wednesday

Sacrifice

Almsgiving

Prayer

Fasting

Lent

Holy Week

Holy Thursday

Good Friday

Holy Saturday

Easter

Palm Sunday

Purple

Palm Branch

Forty Days

Jesus

Passover

Foot Washing

Resurrection

Love

