



## PHUMC Sunday School lessons for Preschool – 5<sup>th</sup> grade.

**February 28, 2021 – Zacchaeus (Luke 19:1-10)**

### **Prepare to Wonder**

### **Faith Word: Guide**

Zacchaeus was a chief tax collector, which meant he was one of the best, and probably very rich. A tax collector could keep any money collected beyond the tax demanded by Rome. One would presume that Rome didn't care how those extra taxes were collected. Because of the system of tax-collecting, most Jewish people despised tax collectors. They were considered corrupt, dishonest, and traitors because they worked for the Roman emperor.

In the Bible story today, Jesus is passing through the town of Jericho. Zacchaeus had heard about Jesus, and he wanted to hear him and get a better look at him. Zacchaeus is a short man, and he was having trouble seeing Jesus because of all the people. So, Zacchaeus decided to do the next best thing: climb a tree, a sycamore tree. This was not a very dignified move on Zacchaeus's part, but it worked. Not only could Zacchaeus see Jesus better, but Jesus got a good look at him too.

When Jesus passed by, he looked up at Zacchaeus in the tree and told him to come down because he has to stay at Zacchaeus's house. Zacchaeus immediately climbed down and welcomed Jesus to his home. Zacchaeus also promised to give half of his possessions to the poor, and if he had cheated anyone, to repay them four times as much. This is a clear act of repentance on Zacchaeus's part, and Jesus responds by saying that salvation has come to Zacchaeus's household. Zacchaeus was guided by Jesus to change his ways, and in so doing, Jesus was saying to all the people that the grace and forgiveness of God was available to everyone, even a tax collector. Jesus is our guide by showing us how to forgive and how to change.

### **Wonder with Me**

#### **READ the Bible Story**

- Calling the Disciples, from Luke 19:1-10 (*Read from your Bible, see the verses listed below, or see one of the following pages for a picture of the Celebrate Wonder version.*)

<sup>1</sup> Jesus entered Jericho and was passing through. <sup>2</sup> A man was there by the name of Zacchaeus; he was a chief tax collector and was wealthy. <sup>3</sup> He wanted to see who Jesus was, but because he was short he could not see over the crowd. <sup>4</sup> So he ran ahead and climbed a sycamore-fig tree to see him, since Jesus was coming that way.

<sup>5</sup> When Jesus reached the spot, he looked up and said to him, "Zacchaeus, come down immediately. I must stay at your house today." <sup>6</sup> So he came down at once and welcomed him gladly.

<sup>7</sup> All the people saw this and began to mutter, "He has gone to be the guest of a sinner."

<sup>8</sup> But Zacchaeus stood up and said to the Lord, "Look, Lord! Here and now I give half of my possessions to the poor, and if I have cheated anybody out of anything, I will pay back four times the amount."

<sup>9</sup> Jesus said to him, "Today salvation has come to this house, because this man, too, is a son of Abraham. <sup>10</sup> For the Son of Man came to seek and to save the lost."

## **WATCH the Bible Story**

- <https://youtu.be/H-v2s6uqbQY>

## **SHARE the Faith Guide**

Faith Word: Guide – means showing the way, like the light of Christ.

In our Bible story today we will hear how Jesus guides Mary and Martha in leaning about the different making choices they made.

## **WONDER Together:**

1. Why was Zaccaeus not liked by the people in the town? (He was a tax collector)
2. What did Zaccaeus do so he could see Jesus? (Climbed a tree)
3. How do you think Zaccaeus felt when Jesus called to him in the tree?
4. How do you think Zaccaeus felt when Jesus forgave him?
5. Is there someone you might need to forgive?
6. Can you pray for who you forgive?

## **Spiritual Practice**

- **Share the Celebrate Wonder Family Activity Book together** (page 28 & 29). On page 29 you will find the suggested Spiritual Practice activity for the week.

**There are many ways to study a Bible verse and to be guided by what it says.**

**Use the Bible dictionary or any search engine to look up words from Luke 19:1-10 that you do not understand.**

**Then try finding pictures of a sycamore tree, a home during the time of Jesus, or the town of Jericho.**

**Say a prayer of thanks to God for providing so many resources to study the Bible and for giving us Jesus to guide us. Amen**

## Go in Peace

**Blessing:** Touch your child and say: “May you always be guided by God.”

**Prayer:** Dear God, thank you for Jesus who guides us and teaches us how to forgive. Help me forgive others as Jesus forgave Zacchaeus. Amen.

## Additional Activity for each age group

Select the material toward the end of the lesson that is age appropriate for your child(ren)

### CELEBRATE DEER Bible Storybook





Color Sheet for all




## Faith Word—Unit 3

Permission is granted to duplicate this page  
for local church use only. © 2020 Cokesbury.

Celebrate Wonder  
Winter 2020-21

WISDOM



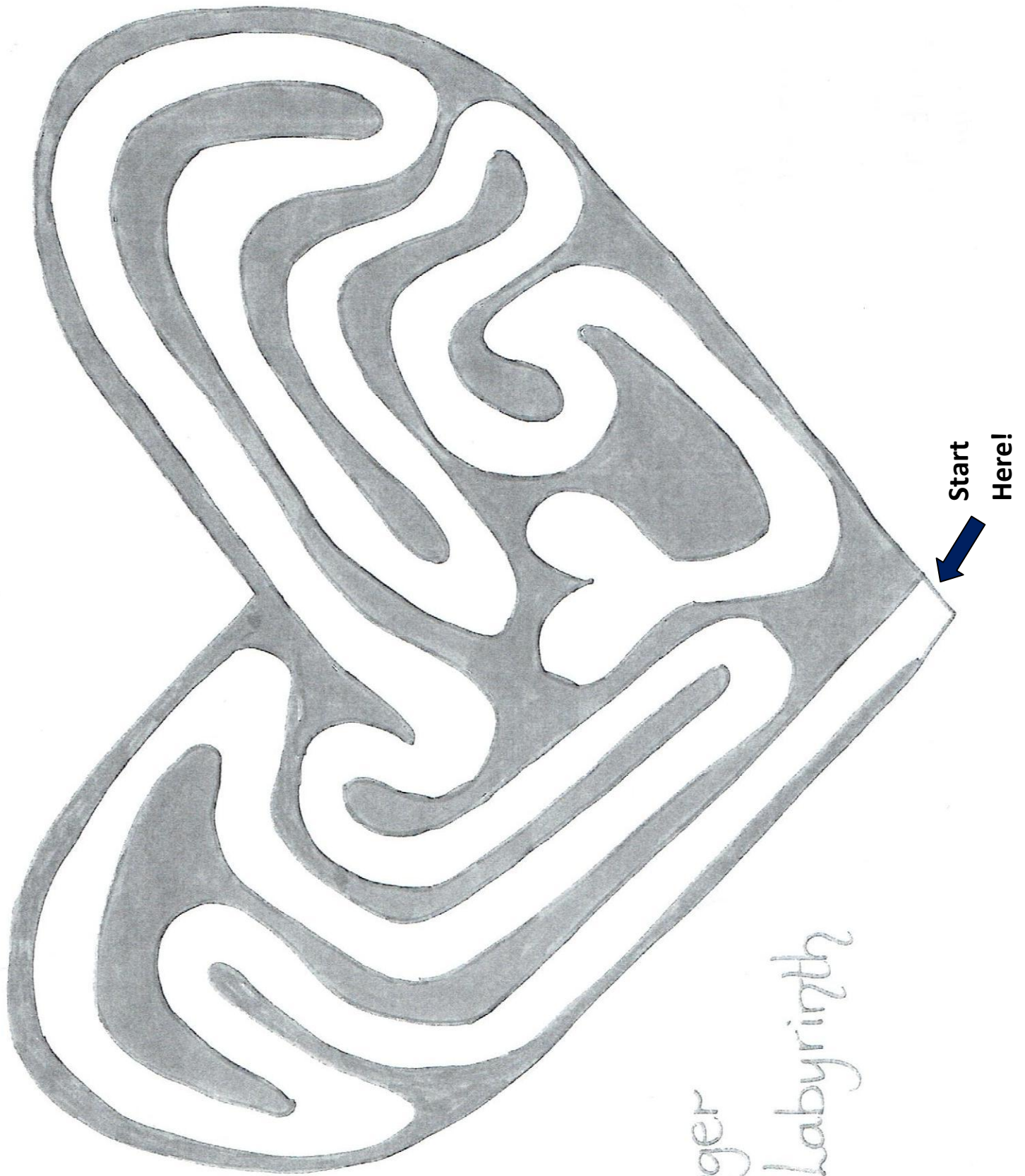
# Preschool Activity

## Finger Labyrinth

**Supplies:** printed copy of the preschool activity below and a color crayon or just use your finger

Take your finger, or use a color crayon, to follow the path to the center of the Heart. As you trace the path think about someone you would like to forgive (or something you would like to be forgiven for). Tell that to God as you trace the path. When you get to the center spend some time talking to God. Then, trace your way back out of the center. When you get to the end, leave and know that God has heard you!

Pre-School Activity



Finger  
Labyrinth

# Early Elementary Activity

## Changes

**Supplies:** ‘changes’ sheet, water, baking soda, rubbing alcohol, turmeric, glass measuring cups, measuring spoons, glass bowls, mixing spoons, plastic table covering, paint smock, paper, paintbrushes.

Don’t use plastic bowls, measuring cups or spoons, as the mixture may stain plastic. Put down plastic table coverings and have your child(ren) wear a paint smock.

**SAY: In the Bible story, someone changed. Who changed? What happened?**

Using the ‘changes’ sheet have your child(ren) follow the directions to make to make “invisible ink” and create a special image or message.

**What does it mean to change?**

Have your child(ren) follow the directions to create the color-changing solutions and apply it to their paper.

**What did you notice?**



# CELEBRATE WONDER™ Changes

Early Elementary Activity



## Ingredients

- ½ cup water
- 1 tablespoon baking soda
- ½ cup rubbing alcohol
- 1 teaspoon turmeric

## Directions

Add 1 tablespoon baking soda to ½ cup water, and stir to make "invisible ink."

Use a paintbrush to draw a picture or write a message on paper with the "ink."

To make the color-changing solution, add 1 teaspoon turmeric to ½ cup rubbing alcohol.

When the paper is dry, use a paintbrush to apply the color-changing solution to the paper. This will reveal the secret message or drawing!





# Older Elementary Activity

## Changes

**Supplies:** 'changes' sheet, water, baking soda, rubbing alcohol, turmeric, glass measuring cups, measuring spoons, glass bowls, mixing spoons, plastic table covering, paint smock, paper, paintbrushes.

Don't use plastic bowls, measuring cups or spoons, as the mixture may stain plastic. Put down plastic table coverings and have your child(ren) wear a paint smock.

**SAY: In the Bible story, someone changed. Who changed? What happened?**

Using the 'changes' sheet have your child(ren) follow the directions to make to make "invisible ink" and create a special image or message.

**What does it mean to change?**

Have your child(ren) follow the directions to create the color-changing solutions and apply it to their paper.

**What did you notice?**

# CELEBRATE WONDER™ Changes

Older Elementary Activity



## Ingredients

- ½ cup water
- 1 tablespoon baking soda
- ½ cup rubbing alcohol
- 1 teaspoon turmeric

## Directions

Add 1 tablespoon baking soda to ½ cup water, and stir to make "invisible ink."

Use a paintbrush to draw a picture or write a message on paper with the "ink."

To make the color-changing solution, add 1 teaspoon turmeric to ½ cup rubbing alcohol.

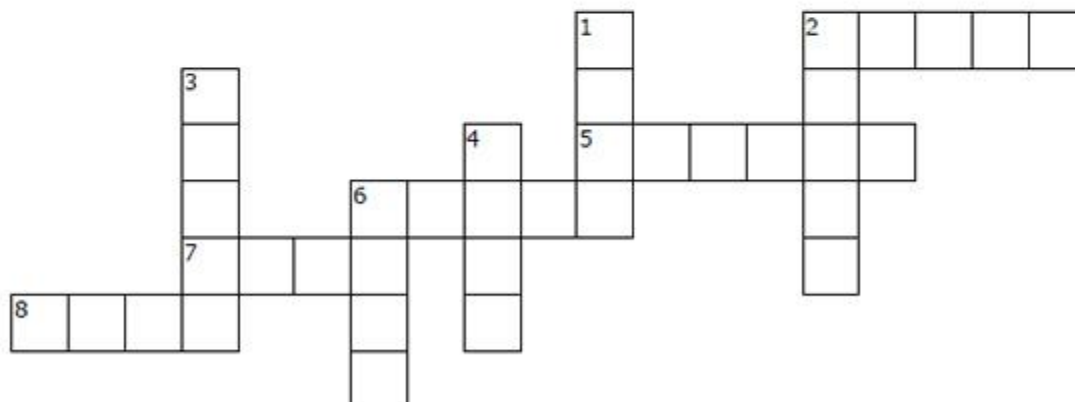
When the paper is dry, use a paintbrush to apply the color-changing solution to the paper. This will reveal the secret message or drawing!



# Zacchaeus Meets Jesus

When Jesus reached the spot, he looked up and said to him, "Zacchaeus, come down immediately. I must stay at your house today." So he came down at once and welcomed him gladly. Luke 19:5-6 (NIV)

This puzzle is based on Luke 19:1-10 (NIV)



## ACROSS

2. To move upward, especially by using the hands and feet
5. A person who disobeys God's laws; one who does wrong
6. Not tall
7. To set free from sin; to rescue
8. A large plant with a trunk, branches, and leaves

## DOWN

1. To be unable to find your way
2. To get something for yourself in a dishonest way
3. A building in which people, usually a family, live
4. To have very little money
6. To search for something or someone

poor	save	lost	climb	tree
short	sinner	house	cheat	seek