



PHUMC Sunday School lessons for Preschool – 5th grade.

December 20, 2020 – Jesus Brings Joy (Luke 2:1-7)

Prepare to Wonder

Faith Word: Joy

Before Mary and Joseph could enjoy the birth of their son, Jesus, they had to travel to Bethlehem. The emperor decided everyone had to be counted for tax purposes in the town they were born. They left Nazareth for Bethlehem, where Joseph was born. It was not an easy journey for a very pregnant Mary. Bethlehem was very crowded when they arrived, and they could not find a place to stay. A man took pity on them and found Mary and Joseph a place to stay. Though not ideal, they were happy to have found somewhere, because that very night, Jesus was born. Not in a comfortable guest room or palace, but in a humble place, with animals for company.

The prophecy of the Old Testament was fulfilled. Jesus, the Son of David, was born in Bethlehem, the city of David.

Amid the chaos of travel and uncertainty, joy was present. God's promise was fulfilled by a baby, born in humble circumstances, and laid in a manger. A manger was basically a feeding place, made of stone, for the animals owned by the family. Yet, there was joy. I imagine that Mary and Joseph shared the joy of having a healthy baby boy. People would soon hear of the joy that Jesus would bring to the poor and the mistreated people. It is hard to believe that someone as important to the world as Jesus was born in an animal stable and laid in a manger, an animal feeding trough. What a wonder-filled surprise!

Wonder with Me

READ the Bible Story

- Jesus Brings Joy, from Luke 2: 1-7 (Read from your Bible or see below for the Celebrate Wonder version)

WATCH the Bible Story

- <https://youtu.be/no5XiSXVpWM>

SHARE the Faith Word

Faith Word: Joy – A feeling of gratitude and happiness.

WONDER Together:

1. What has God blessed you with?
2. What do you think it was like to travel in Mary and Joseph's time?
3. I wonder what the manger area felt like where Jesus was born. Was it cold, hard, or stinky?

Spiritual Practice

- **Share the Celebrate Wonder Family Activity Book together** (page 8 & 9). On pg. 9 you will find the suggested Spiritual Practice activity for the week.

When you least expect it, joy can appear! IN the midst of chaos, God may bring a reminder that joy is just ahead. Jesus brought joy in the midst of chaos.

As you light your Advent wreath this week, read Luke 2:1-7.

² In those days, Caesar Augustus made a law. It required that a list be made of everyone in the whole Roman world. ² It was the first time a list was made of the people while Quirinius was governor of Syria. ³ Everyone went to their own town to be listed.

⁴ So Joseph went also. He went from the town of Nazareth in Galilee to Judea. That is where Bethlehem, the town of David, was. Joseph went there because he belonged to the family line of David. ⁵ He went there with Mary to be listed. Mary was engaged to him. She was expecting a baby. ⁶ While Joseph and Mary were there, the time came for the child to be born. ⁷ She gave birth to her first baby. It was a boy. She wrapped him in large strips of cloth. Then she placed him in a manger. That's because there was no guest room where they could stay.

Gather around the Advent wreath. Holding hands, sing Christmas songs of joy. Welcome baby Jesus.

Sing songs of joy to the baby Jesus as you go throughout this week. Jesus brings joy!

Go in Peace

Blessing: Bless your child by touching them and saying **“Joy to the world! Let joy fill your heart!**

Prayer: Dear God, thank you for all the joy we see. Amen.

Additional Activity for each age group



Select the material toward the end of the lesson that is age appropriate for your child(ren)

Jesus Brings Joy

Luke 2:1-7

The man in power, the emperor Caesar Augustus, wanted everyone to go to their hometowns to be counted. Joseph was from Bethlehem, so he and Mary had to go to Bethlehem. It was a hard trip, walking from Nazareth all the way to Bethlehem, and Mary was going to have her baby very soon!

Bethlehem was very crowded and busy when they arrived. That night, baby Jesus was born. Mary wrapped him in cloth and laid him in a manger because there was no room for them in the guestroom.




Can you count all of the animals in the picture?

Color Sheet for all

Faith Word—Unit 1

Permission is granted to duplicate this page for local church use only. © 2020 Cokesbury.

Celebrate Wonder
Winter 2020-21



CELEBRATE
WONDERTM

Preschool Activity

Welcome Celebration (Snack)

Supplies: Cupcakes, and other birthday celebration materials

- If you wish, have your child(ren) help you get ready by decorating and perhaps having them also help bake, frost, and decorate the cupcakes.
- Sing “Happy Birthday,” to Jesus and enjoy the cupcakes together.
- Pass around a gift bag or gift box and each take a turn saying what gift they bring to Jesus. (ex. Some form/action of showing love to others.)

WONDER: We celebrate birthdays with joy. What else do we celebrate with joy?

Continuation of the fun Finger Play activities:

Light a Candle: *(add a candle each week)*

Light one candle Advent's here *(Hold up 1 finger)*

Light one candle Advent's here

Light one candle Advent's here

Christmas time is near. (clap, clap)

Light two candles Advent's here *(Hold up 2 fingers)*

Light two candles Advent's here

Light two candles Advent's here

Christmas time is near. (clap, clap)

Light three candles Advent's here *(Hold up 3 fingers)*

Light three candles Advent's here

Light three candles Advent's here

Christmas time is near. (clap, clap)

Light four candles Advent's here *(Hold up 4 fingers)*

Light four candles Advent's here

Light four candles Advent's here

Christmas time is near. (clap, clap)

Our Best Gift:

Here's a tree with lots of branches

(Arms down, 45-degree angle)

Presents hiding down below

(Point down)

But our best gift is Baby Jesus

(Pretend to rock baby)

Sent from heaven long ago.

(Point to heaven)

Early Elementary Activity

Create a Space for Jesus (Art)

Supplies: Recycled materials (such as plastic containers, bottles, aluminum cans, paper), craft supplies (such as craft sticks, pipe cleaners, tape)

SAY: In today's Bible story, Jesus was born in an unexpected place. What do you think it might have looked like? Smelled like? Felt like?

Using these materials, recreate the manger scene.


Older Elementary Activity

Birth Announcement (Language Activity)

Supplies:

Say: Have you ever seen a birth announcement? Parents send a birth announcement to friends and family to let them know that they have a new baby in the family. The birth announcement has information about the baby and the parents' names. Using the Birth Announcement sheet attached fill in the blanks. Use your imagination about some of the information about the baby Jesus. Draw in the box a picture of what you imagine Jesus looked like as a baby.

Birth Announcement



INTRODUCING

our son, _____

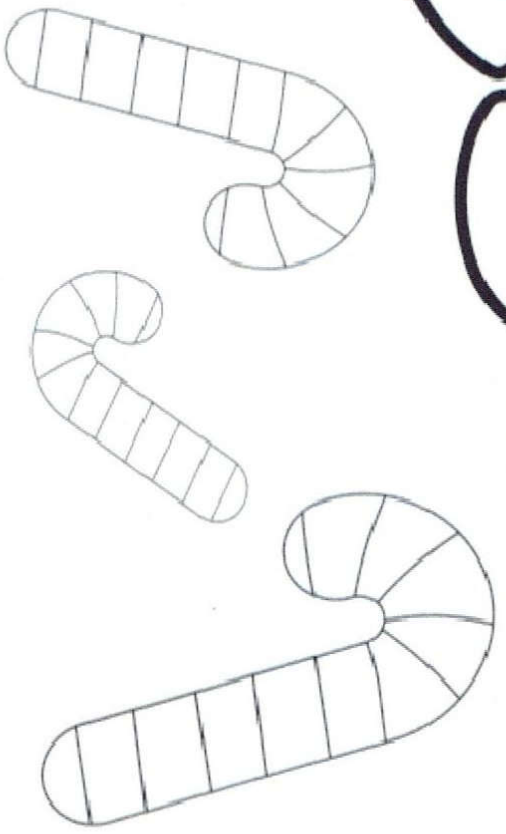

Born on _____ in the town of _____

_____ Pounds, _____ Inches

With love,

_____ and _____

is for es



The candy cane is hard like a rock. Jesus is our Rock of Refuge.
The candy cane looks like a shepherd's staff. Jesus is our Shepherd.
The candy cane has red stripes. Jesus shed His blood.
The candy cane as white stripes. Jesus washed our sins away.

