



PHUMC Sunday School lessons for Preschool – 5th grade.

November 29, 2020 – Peaceable Kingdom (Isaiah 11:6-9)

Prepare to Wonder

Faith Word: Blessing

This week we begin our celebration of Advent as we explore the segment of Scripture known as the Peaceable Kingdom. This part of scripture is about what the world will be like when everyone and everything can live in peace under the rule of the new king. In this vision, children are safe, and enemies can live side by side without hurting or destroying each other. In this world, wolves will live with lambs, leopards and goats will lie down together, cows and bears will eat together, lions will eat straw like oxen, children will play safely over snake's holes, and nothing will be harmed or destroyed. In this kingdom everyone will now God.

The writer invites us to step outside of our world and imagine what could be. The imagined world is what is possible only when the new king comes. This text reminds us of the blessings that could be when the Messiah comes. These verses often are read as we prepare to remember the birth of Jesus during Advent.

This week, we'll explore our own visions of what peace looks like and ways we can contribute to making peace in our own world. We will continue our exploration of the spiritual practice of blessing through prayer and do some activities to help us remember the Bible story. We'll also begin our celebration of Advent.

Spiritual Practice for Adults

Who do you know who is different from yourself? What makes that person different? Do you struggle having a relationship with this person? Why?

Today's scripture invites us to a world of peace. This does not mean we must agree with everyone, but it does ask us to strive for peace. Can you be a person of peace, despite differences?

This week take time to write down three statements that you and others can agree on and three points on which you do not agree. Pray about these statements and ask God for ways you can find peace in the midst of disagreement.

WONDER together

What might it be like to lie down with a wild animal?
How can you be peaceful?

CONTINUE to Wonder

How can you be a blessing for the whole world?

Wonder with Me

READ the Bible Story

Isaiah 11:6-9 (Read from your Bible or see below for the Celebrate Wonder version)

Roll the Wonder Cube. Take time to answer a few of the questions.

*To make the Wonder Cube that will be used for 13 weeks, print off the Cube template (see below), cut out, and fold on the dotted lines. Tape or glue the flaps together to create a cube.

WATCH the Bible Story

- <https://www.youtube.com/watch?v=iQsCeD7MY8g>

SHARE the Faith Word

Faith Word: BLESSING – A blessing is all the things God provides.

WONDER: How can we bless others with peace?

Spiritual Practice

Share the Celebrate Wonder Family Activity Book together (page 28 & 29). Spend some time talking about the material on the pages. Challenge everyone in the family to participate in the Spiritual Practice activity for this week (on pg. 29).

Celebration Chart – (See below) print one for each child. Display them on your refrigerator. Help your child mark a space each time he/she completes an item on the chart. When the vertical, horizontal, or diagonal line is completed, celebrate together!

Go in Peace

Blessing: Bless your child by touching them and saying “_____ (child’s name), You are a child of God. You are filled with peace.”

Prayer: Thank you, God, for Jesus and for peace in our hearts. Amen.

Additional Activity for each age group

Select the material toward the end of the lesson that is age appropriate for your child(ren)

Peaceable Kingdom

Isaiah 11:6-9

A long time ago, God sent a message to the prophet Isaiah to share with the people. The message said that a little child would come and teach us how to live in peace.

When there is peace, a wolf can live with a lamb.

When there is peace, a leopard can lie down with a goat.

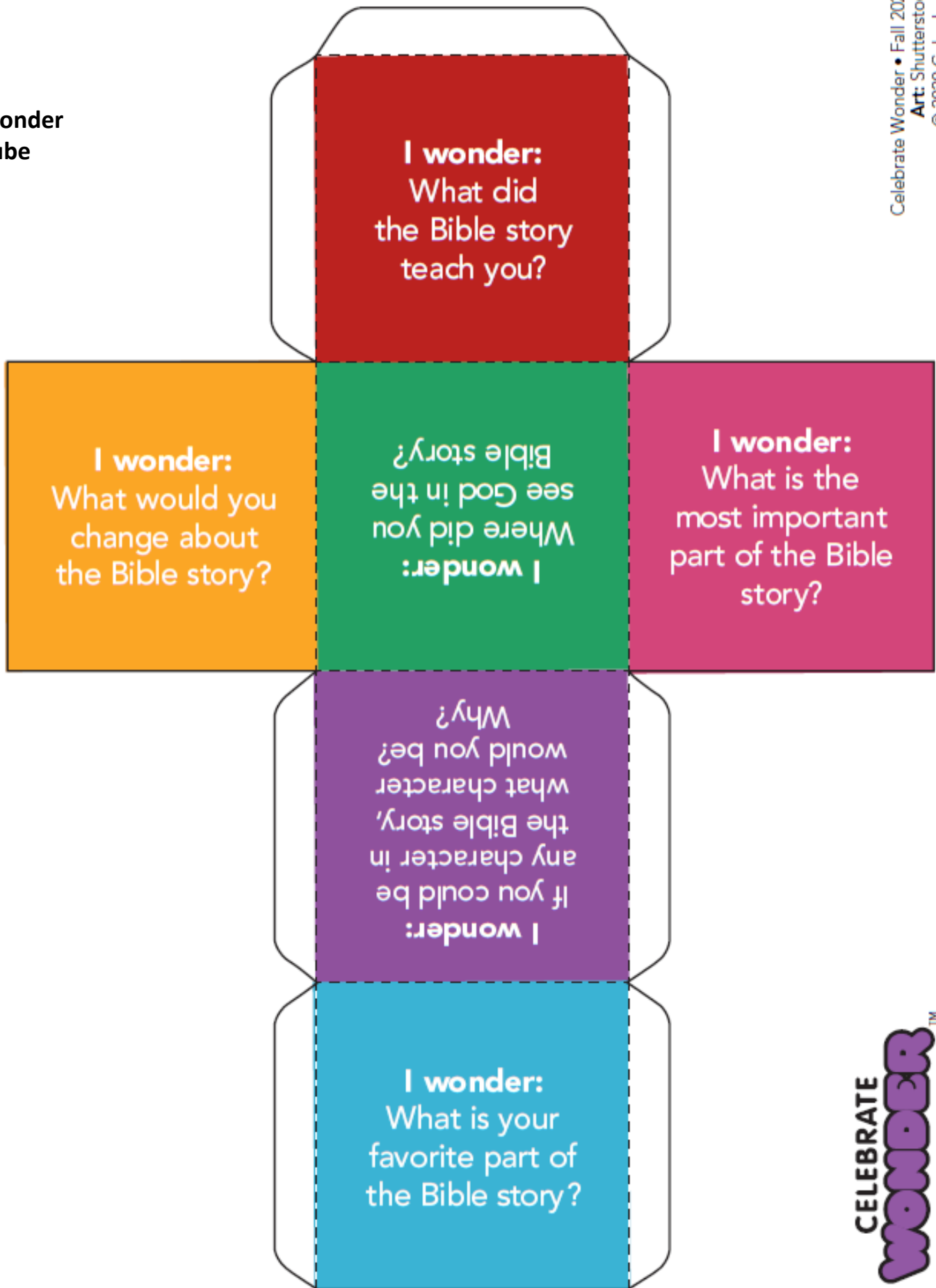
When there is peace, a cow and a lion can share their food without fighting.

When there is peace, young cows and young bears can be friends and play together.

When there is peace, a child will lead us.



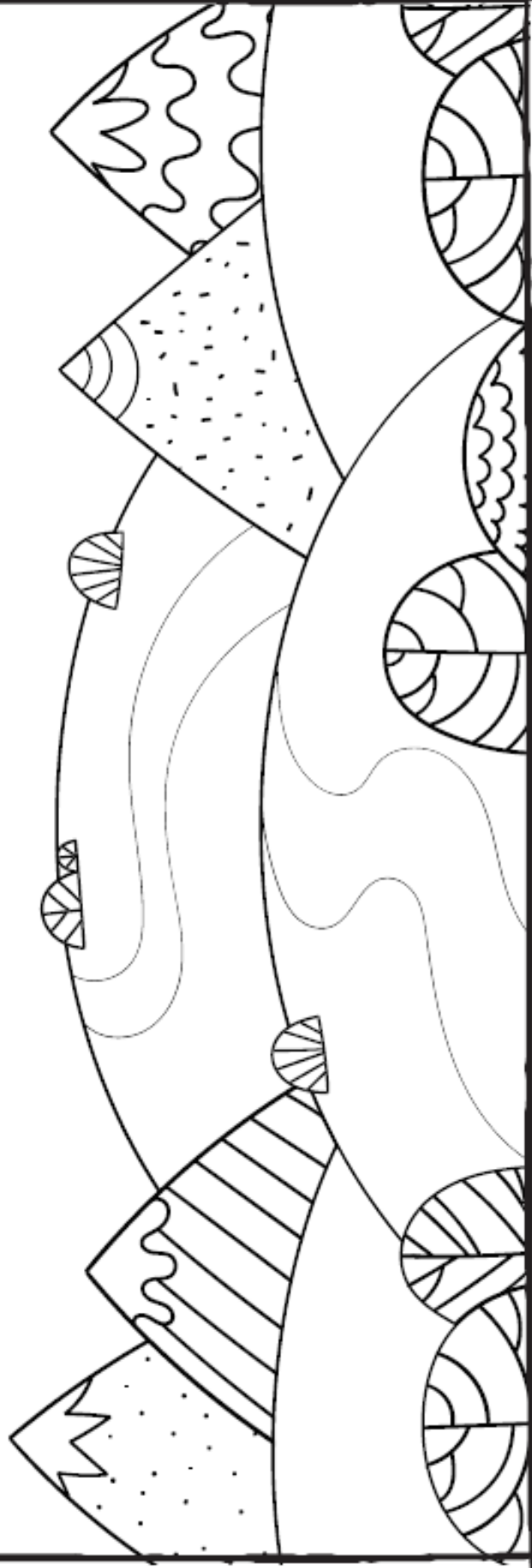
**Wonder
Cube**



Place the chart on your refrigerator, kitchen table, or in an easy-to-access place. Throughout the week, have your child mark a space each time he or she completes an item on the chart. When a vertical, horizontal, or diagonal line is completed, celebrate together!

CELEBRATE				
Saw beauty in nature	Was kind to animals	Cared for living things	Was kind to a friend	Helped someone
Saw something good	Spent time in nature	Cleaned up trash	Took care of plants	Recycled
Laughed	Made someone laugh	Free Celebration!	Encouraged a friend	Showed hospitality
Said a table blessing	Shared with someone	Prayed for blessings	Prayed for good choices	Blessed someone
Prayed for someone	Prayed for peace	Made peace	Was friendly	Prayed for community

BLESSING



Preschool Activity

Advent Wreath (Art)

Supplies: Printed coloring page.

Say: Today is the first Sunday of Advent. Advent means “arrival”. It is a time when we are getting ready for the arrival of a very special baby named Jesus!

It can be hard to wait for Christmas and baby Jesus birth to get here. God knows it is hard but God wants us to know how special this gift is and He wants us to get our hearts ready to be able to enjoy this very special gift. So, during Advent, we often spend time preparing our hearts by reading God’s words for us in the Bible and we often have special prayers we may pray or things we may do.

Today I want you to start to work on an Advent wreath. You will only color part of your art today. Each Sunday in advent you will color a little bit more! When we get to Christmas you will complete your artwork and you will finally be able to celebrate the wonderful gift of Baby Jesus!

- Print color page
- Help your child find the numbers on the page and show them the Key where it tells them what color to color the different areas on the page
- This Sunday (11/29) – they will color the wreath and 1 purple candle and the flame on that candle.
- Next Sunday (12/6) – They will color a second purple candle and flame.
- The following Sunday (12/13) – they will color the pink candle and flame.
- The fourth Sunday (12/20) – they will color the last purple candle and flame.
- On Christmas (12/25) – they will color the flame on the center candle. The candle will remain white! It reminds us of Jesus!



Early Elementary Activity

God's World (Art)

Supplies: Bible, recycled magazines, scissors, glue and/or glue sticks, paper

- What do you think God sees when God looks at the world?
- What do you see?
- Do you and God see the same thing?

Create a collage of God's vision for the world. Reflect on today's scripture (Isaiah 11:6-9) to spark your imagination. Share your art with family and friends.



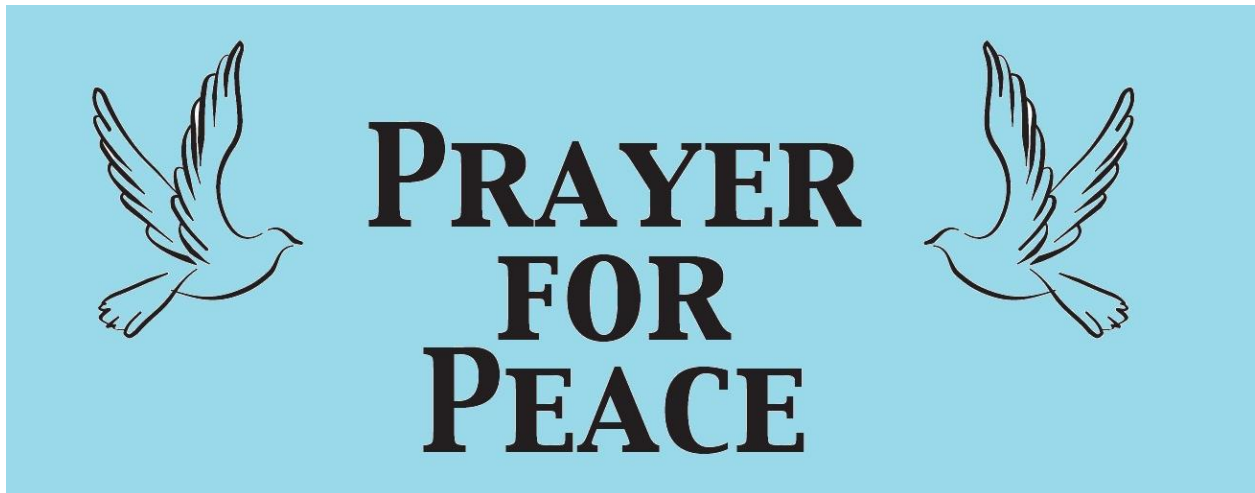
Older Elementary Activity

Family Peace Prayer (Writing)

Supplies: None

Wonder: What would you pray to God if you were praying for world peace?

Say: Let's work together to write a family peace prayer. Each person can write down ideas. Share ideas and together combine for a family peace prayer. Pray your family peace prayer together. Put where you can pray this prayer together again.



This is what an Advent wreath looks like.
Use the color-by-number guide to color this picture.



1 = YELLOW

2 = PINK

3 = PURPLE

4 = GREEN

First Sunday of Advent (11/29) – Color the wreath green, 1 purple candle and the flame on that candle.

Second Sunday of Advent (12/6) – Color a second purple candle and the flame on that candle.

Third Sunday of Advent (12/ 13) – Color the pink candle and the flame on that candle.

Fourth Sunday of Advent (12/20) – Color the last purple candle and the flame on that candle.

Christmas Day (12/25) – Color the flame on the center candle. This candle will remain white. It reminds us Jesus!

Advent Word Search

W	E	G	T	H	M	K	I	C	X	J	Q
R	W	R	E	A	T	H	S	A	Z	O	C
M	P	E	K	D	J	E	S	N	B	Y	A
A	Y	A	D	V	I	M	P	D	H	O	P
R	J	O	S	E	P	H	E	L	O	V	E
Y	E	B	A	N	C	O	A	E	O	G	A
P	S	X	G	T	H	P	C	S	P	K	C
Z	U	G	M	L	O	E	Z	E	A	Y	E
Y	S	Q	P	U	R	P	L	E	X	R	A

Words to Find

Words can be found left to right and up and down.

- Advent
- Wreath
- Candles
- Purple
- Hope
- Peace
- Joy
- Love
- Mary
- Joseph
- Jesus

