



PHUMC Sunday School lessons for Preschool – 5th grade.

October 4, 2020 – Abraham and Sarah (Genesis 12:1-9)

Prepare to Wonder

Faith Word: FAITH

Genesis 12:1-9 begins our introduction to the story of Abraham. Abraham is old and is asked by God to take a journey. Abraham does not speak in this passage, but God does. This story continues God's promise to the Israel's ancestors, including Abraham. God's promise is a blessing. God will bless Abraham and all of his descendants.

In this passage we hear a story of Abraham and his wife, Sarah, accepting God's call and taking all their things to a new land. They travel through major urban areas in the Canaanite mountains. This area will be the homeland of Israel.

Abraham and Sarah's journey could not have been easy. It was likely very hard. But their willingness to follow God, demonstrates their great faith and hope in the future that God promises them.

Children can sometimes have this kind of faith. Children are often filled with hope, and their eagerness can be inspiring. This lesson can help children explore what their faith can be and , as adults, we can learn a lot by paying close attention to a child's hope-filled faith. Such faith can remind us of Abraham and Sarah, and also serves as a reminder that we too can embrace faith in God's blessings and promise.

Spiritual Practice for Adults

This week pay attention. When you are feeling anxious, nervous, or overwhelmed, stop and notice. This can be done by refocusing your attention to the small things around you. When you need to change your focus, begin by naming things around you,, three things you see, hear, smell, taste, and feel. You can do this anytime that you need to slow down. This practice helps re-center our daily life so that we can begin to focus on the gibber things at hand such as teaching children and being a faithful follower of God.

WONDER together

- Is it hard or easy to have faith? Why?
- Do you know someone who has a strong faith?

CONTINUE to Wonder

- What are some things in the world that need our attention and care?
- What are ways that you see people helping and making a difference?

Wonder with Me

READ the Bible Story

- Genesis 12:1-9 (Read from your Bible or see below for the Celebrate Wonder version)
- Roll the Wonder Cube. Take time to answer a few of the questions.
**To make the Wonder Cube that will be used for 13 weeks, print off the Cube template (see below), cut out, and fold on the dotted lines. Tape or glue the flaps together to create a cube.*

WATCH the Bible Story

- <https://youtu.be/o0p-kUj9Q9k>

SHARE the Faith Word

Faith Word: FAITH – Faith is to believe in God’s presence and hope.

WONDER: What does faith mean to you?

Spiritual Practice

- **Share the Celebrate Wonder Family Activity Book together** (page 12 & 13). Spend some time talking about the material on the pages. Challenge everyone in the family to participate in the Spiritual Practice activity for this week (on pg. 13).
- **Celebration Chart** – (See below) print one for each child. Display them on your refrigerator. Help your child mark a space each time he/she completes an item on the chart. When the vertical, horizontal, or diagonal line is completed, celebrate together!

Go in Peace

Blessing: Bless your child by touching them and saying “_____ (child’s name) “God will provide for you a wonderful life and future. Walk in faith.”

Prayer: Dear God, help me have faith in you all the days of my life. Amen.

Additional Activity for each age group

Select the material toward the end of the lesson that is age appropriate for your child(ren)

Abraham and Sarah


Genesis 12:1-9

God loved Abraham, and Abraham loved God. God said to Abraham, "Go where I send you, and I will bless you."

Abraham did what God told him to do. Abraham took his wife, Sarah, and his nephew, Lot. They packed up all of their things and went where God led them.

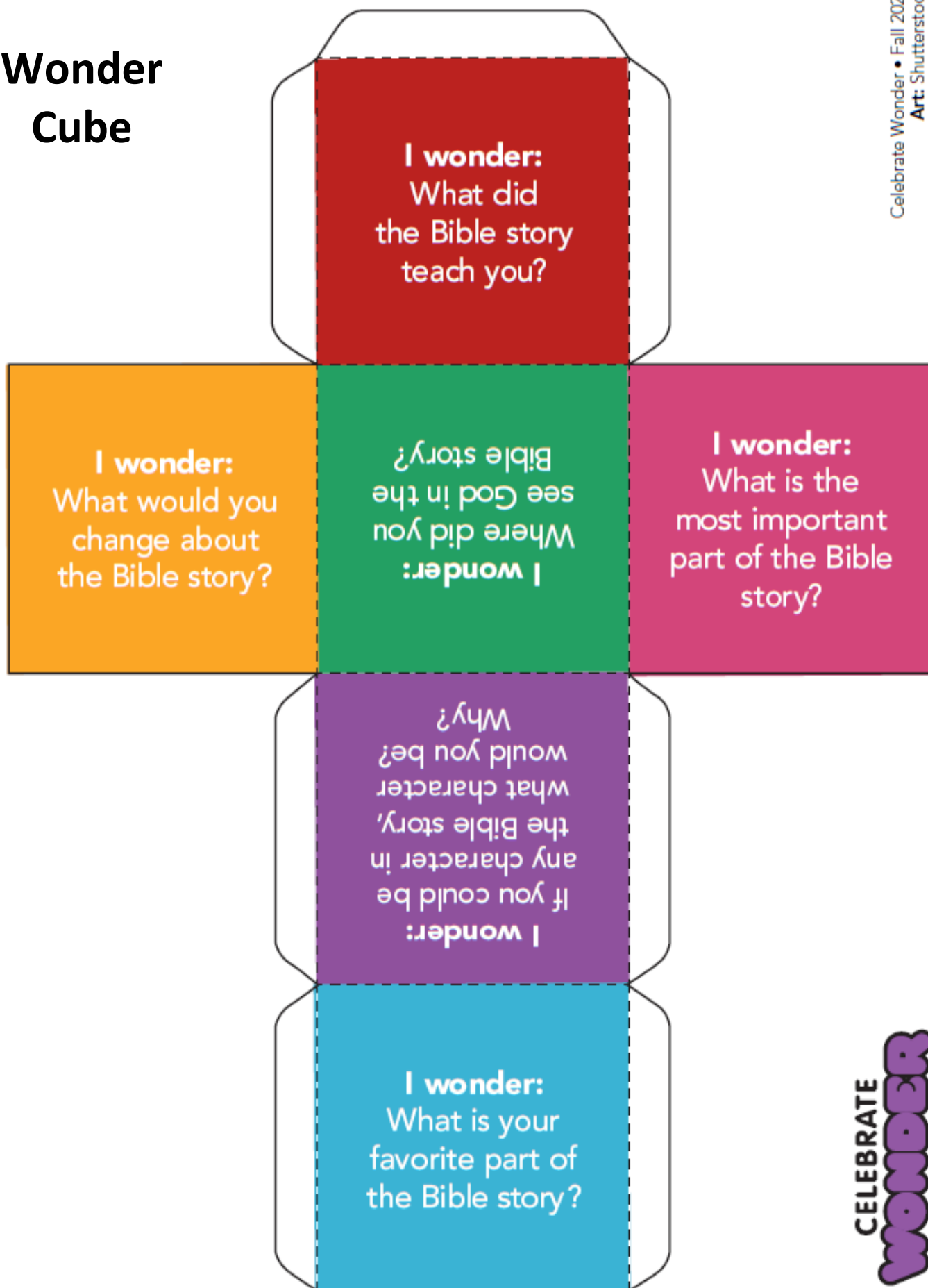


When they arrived in Canaan, God said, "I will give you this land. I will give you a big family, and they will love me and worship me. I will be with you. I will bless you. And others will see that you love me."



I wonder: What does it feel like to move to a new place?

Wonder Cube




Place the chart on your refrigerator, kitchen table, or in an easy-to-access place. Throughout the week, have your child mark a space each time he or she completes an item on the chart. When a vertical, horizontal, or diagonal line is completed, celebrate together!

CELEBRATE				
Saw beauty in nature	Was kind to animals	Cared for living things	Was kind to a friend	Helped someone
Saw something good	Spent time in nature	Cleaned up trash	Took care of plants	Recycled
Laughed	Made someone laugh	Free Celebration!	Encouraged a friend	Showed hospitality
Said a table blessing	Shared with someone	Prayed for blessings	Prayed for good choices	Blessed someone
Prayed for someone	Prayed for peace	Made peace	Was friendly	Prayed for community

Color Sheet for all

CELEBRATE
WONDERTM

Faith Word—Unit 2



Preschool Activity

Learn and sing together “Father Abraham”

**Father Abraham
Had many sons
Many sons had Father Abraham
I am one of them
And so are you
So let's just praise the Lord.
Right arm (Lift your right arm)**

(Sing the song again as you swing your right arm)

***Continue to add and move a new body part each additional time you sing.**

**Left Arm
Right foot
Left foot
Nod your head
Turn around
Sit down (When you here you are finished!)**

Coloring sheet is also available.

Early Elementary Activity

Imagining a Future (Creative Writing)

Supplies: Colored pencils or crayons; plain paper

- Trace one hand on a piece of paper. Number your fingers 1-5, starting with the pinkie finger.
- In the palm of the paper hand draw a self-portrait. Then answer the following questions on each finger. Draw or write their answers.
 1. I want the world to be...
 2. God is leading me to...
 3. If I could change one thing about the world, it would be...
 4. IN the future I want to...
 5. I know God is with me because...
- If you choose, share your writing with a family member.

Older Elementary Activity

Faith Journey Map (Reflective Drawing)

Supplies: paper, pencils, crayons or markers

We learned about Abraham and Sarah's faith in God's promise as they moved through their life. Draw a map of your life that shows important parts of your faith journey.


- **On the paper, draw important events related to your faith and connect them by drawing a line.** *(You can do this in a straight line, a winding line, or any other pattern you would like.)*
- **If you choose, share your drawing of faith journey events with a family member.**

Tip: If you need help thinking of faith events in your life, here are some ideas to consider. *(Baptism, attending a new church, receiving a Bible, attending church camp, doing a mission project, etc)*

Abraham & Sarah Crossword

Word List

Baby	Isaac
father	faith
promises	stars
miracle	laughed
covenant	prayer



Across

- God told Abraham to look at these, this would be how much offspring he would have.
- The name of Abraham and Sarah's son means 'he will laugh'.
- Sarah and Abraham both did this when they found out they would have a child.
- Abraham was considered righteous because of his ____.
- Isaac was a ____ from God.
- God always listens to our ____.

Down

- God always keeps these.
- Abraham and Sarah were almost 100 years old when they had one of these.
- Abraham is called the ____ of many nations.
- This was the promise God made to Abraham that would greatly increase his family.