



PHUMC Sunday School lessons for Preschool – 5th grade.

September 13, 2020 – God Creates Living Things (Genesis 1:20-25)

Prepare to Wonder

Faith Word: Creativity

The creative Creation story continues. The swarming of the living things is a description of how all creatures inhabit the earth. God divides the animals into three categories – sea animals, sky animals, and land animals. God made a diverse population and demonstrated the importance of all things. God knew that each creature would serve a purpose and be a contributing part of creation. God did not just create one thing; God created many.

God gives a blessing to all living things to reproduce. This is a poetic expression of giving power. It is also important because God sees that all living things are good and God wants to continue creation-bringing forth all of life. There is the continual theme of God calling all of creation good. Diversity of creation is important and good. This is a dynamic of life and blessing. This is the continued creative work of God.

God's creativity has endless possibilities, and there is so much more to come in the marvelous Creation story. God imagined a diverse world where each and every living thing was important. The Creation story shows the goodness of all things, a creative calling of blessing.

All children can also use their imaginations to create. They do this every day through play. Consider the many ways children imagine; begin to see that their imaginations are signs of God's creativity working in the world.

Spiritual Practice for Adults

Imagination is an important part of creativity. What kind of world do you imagine for your children? How does this align with God's imagination for the world? This week, watch or read the news. As you do, notice what words are being used. What kinds of things are shown? Then, use your imagination to compare the world God dreams of to the world in our midst. Ask yourself, what can I do to make this dream of a better world come true? Write down one way you can be an agent of God's creation.

WONDER together

- What is your favorite animal? Why?
- If you could be an animal, what animal would you be?
- If you have pets in your family spend time wondering what they may be thinking about each day.

CONTINUE to Wonder

- How are animals a part of God's creativity?

Wonder with Me

READ the Bible Story

- Genesis 1:20-25 (Read from your Bible or see below for the Celebrate Wonder version)
- Roll the Wonder Cube. Take time to answer a few of the questions.

**To make the Wonder Cube that will be used for 13 weeks, print off the Cube template (see below), cut out, and fold on the dotted lines. Tape or glue the flaps together to create a cube.*

WATCH the Bible Story

- <https://youtu.be/ZA5IVJrP35U>

SHARE the Faith Word

Faith Word: Creativity – Creativity is the process of imagining and making something, just like God imagined and created the world.

Spiritual Practice

- **Share the Celebrate Wonder Family Activity Book together** (page 6 & 7). Spend some time talking about the material on the pages. Challenge everyone in the family to participate in the Spiritual Practice activity for this week (on pg. 7).
- **Celebration Chart** – (See below) print one for each child. Display them on your refrigerator. Help your child mark a space each time he/she completes an item on the chart. When the vertical, horizontal, or diagonal line is completed, celebrate together!

Go in Peace

Blessing: Bless your child by touching them and saying “_____ (child's name) “May God bless you and care for you. Go now in love.”

Prayer: Dear God, thank you for all of your creation. Thank you for the flying birds, the crawling creatures, the swimming fish, and the gigantic and roaring animals. For all creatures great and small we are grateful and we call each of them good. Amen.

Additional Activity for each age group

Select the material toward the end of the lesson that is age appropriate for your child(ren)



Bible Storybook

God Creates Living Things


Genesis 1:20-25

God said, "Let there be sea animals in the seas." God created big sea animals and small sea animals. The sea animals swam in the seas.

God said, "Let there be birds in the air." God created all kinds of birds, and the birds flew in the air.

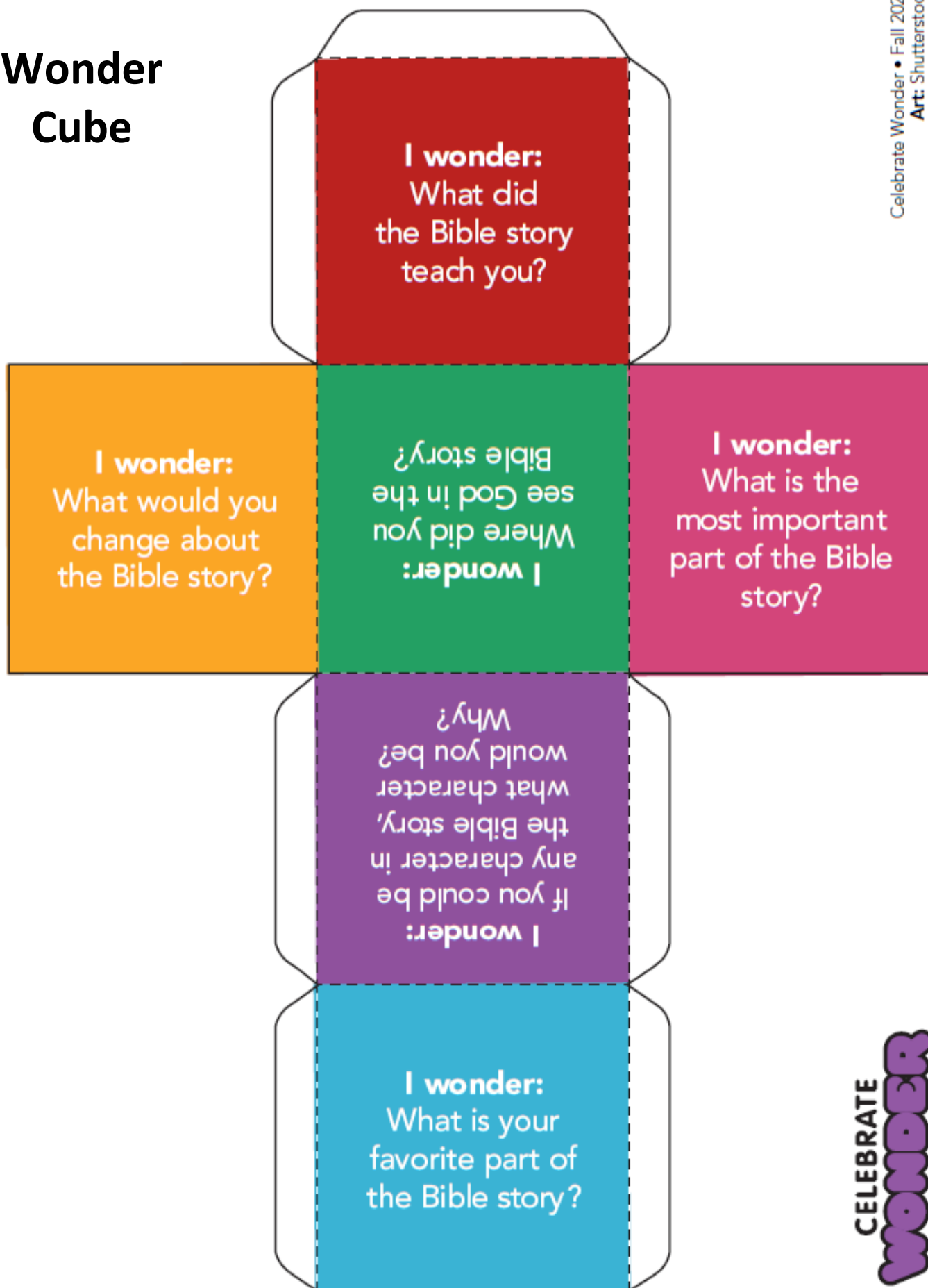
God said, "Let there be lots of animals all over the earth," and there were many kinds of animals living on the earth. There were farm animals, bugs, wild animals, and more.

God saw how good it all was and blessed each animal.



I wonder: Which animal is your favorite?

Wonder Cube




Place the chart on your refrigerator, kitchen table, or in an easy-to-access place. Throughout the week, have your child mark a space each time he or she completes an item on the chart. When a vertical, horizontal, or diagonal line is completed, celebrate together!

CELEBRATE				
Saw beauty in nature	Was kind to animals	Cared for living things	Was kind to a friend	Helped someone
Saw something good	Spent time in nature	Cleaned up trash	Took care of plants	Recycled
Laughed	Made someone laugh	Free Celebration!	Encouraged a friend	Showed hospitality
Said a table blessing	Shared with someone	Prayed for blessings	Prayed for good choices	Blessed someone
Prayed for someone	Prayed for peace	Made peace	Was friendly	Prayed for community

All Things Were Made by Him

And God saw everything
that He made,
and that it was good.




Preschool Activity

Supplies: paper plates, creative items from your house (feathers, yarn, construction paper scraps), crayons or markers, glue, hole punch, scissors

Prepare the Paper Plate for them: For each child; cut two circles from the top center of a paper plate for eyeholes. Punch a hole on each side just above the middle of the paper plate to loop yarn through to tie the mask on

Encourage your child(ren) to create a animal mask. Help the children put the masks on and pretend to be the living creature they created!

WONDER: God created places for all the living things to live. Where does the creature you created live?



Early Elementary Activity

Nature Walk

Supplies: Clipboards, paper, pens or pencils, brown paper bags, gloves (optional).
Go outside and observe God's creation.

Say: I want you to notice all that God has created. What do you see? What do you notice?

- Pick up three items that represent the beauty of God's creation and put them in the bag. Remember to be respectful of the earth.
- After you finish with your collection, go back inside and sit down with someone in your family and share what you have collected. Talk about how these items show us the beauty of God's creation. Everything on the earth is beautiful and good.

WONDER: How did God create the earth?




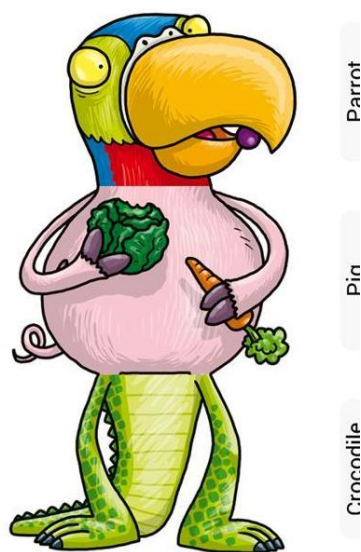

Older Elementary Activity

Imagine Animals (Art)

Supplies: paper, crayons, markers, colored pencils

Say: In the Bible story, God created all kinds of animals. In order to do this, God had to imagine them. Let's imagine and draw our own beautiful animals.

Give your child art supplies to draw a made-up animal from his or her imagination. Have your child share and tell you about the drawing. Encourage them to be creative!
(Some fun examples below.)



And It Was Very Good

In the beginning God created the heavens and the earth. Genesis 1:1 (NIV)

The puzzle is based on Genesis 1:1-2:4a (NIV).



N P S B S K N D S B K J G R L
 P U D I K O M E A W G N T S I
 Y V S R Y U E H N R I V G F G
 S B V D U R R P G N K P O G H
 C I T S T T X C N A L N D R T
 P R X I N U X I P J N T E Y V
 C L O K I Y G Y N N X I S S S
 J R A O D E C N F Q T T G L S
 W E E N B R P H W E E L A H H
 U B A A T I V E G B M M M S T
 L W I R T S A A B X I A I X X
 S A A V T E M V V N P F L Y T
 C E N T B H D E A S E S A E U
 I F A D E D C N S L S D B E D
 N A J S S R N S M A L E Z S G

HEAVENS	EARTH	PLANTS	SEAS	CREATED
NIGHT	DAY	WATER	FISH	SKY
TREES	DARKNESS	BIRDS	FEMALE	GOD
LIGHT	ANIMALS	BEGINNING	MALE	LAND