

Pulaski Heights United Methodist Church

Preschool Sunday School Material for August 2, 2020

Dear Preschool Parents,

The Preschool Sunday School lesson for Sunday, August 2 focuses on the Israelite people building a Tabernacle so they could take it with them and worship God wherever they went (Scripture reference is: Exodus 25:1-31:15 and 35:4-40:38.) *(Main point to take away – We can pray and worship God anywhere and anytime. Question – What reminds you of God?)*

Use the information below to share the story together and do follow up activities with your child(ren). As you share the story, also have a Bible available and show your child(ren) where it is located.

Center yourself for your time together by singing:

Time to Get Together

(Tune: The More We Get Together)

It's time to get together, together, together.

It's time to get together and listen right now.

'Cause we'll hear a story that's found in the Bible.

It's time to get together and listen right now.

Read the Bible story together (Communities Grow):



A Tent for God

Shout triumphantly to the LORD, all the earth!
(Psalm 100:1)

Read the Bible Story Together: Follow the Suggested Motions



God said to Moses, "I want you to make a tent for me. (Touch fingertips over head.) Ask the people to bring these gifts to help build the tent (Touch fingertips over head.): gold, silver, oil, spices, and gems. (Repeat.) Blue, purple, and red yarn too." (Repeat.)

God said to Moses, "I want you to build a special chest for the tent." (Touch fingertips over head.) The special chest was the most important item in the tent (Touch fingertips over head.): acacia wood, pure gold inside and out (Repeat.), and gold-winged creatures on the top. (Repeat.)

Men and women brought their skills to build the tent. (Touch fingertips over head.) Women spun blue, purple, and red cloth to build the tent. (Touch fingertips over head.) Men built the special chest with acacia wood and pure gold inside and out. (Repeat.)

At last, the tent (Touch fingertips over head.) was complete. The people were happy to have a meeting tent (Touch fingertips over head.) and a special chest. Hooray! Hooray! (Jump up and down and dance around!)

Based on
Exodus 25:1-
31:15; 35:4-40:38

© 2020 Cokesbury

Preschool • Session 9 • Summer 2020

Follow-Up Activities:

Discussion:

Ask: **God told Moses and the Israelites to build what?** *(A tent called a Tabernacle)*

Ask: **What kind of things did they use to build the tent?** *(wood, yarn, gold, spices, gems. Etc.)*

God wanted the Israelites to have a special place for them to worship Him wherever they traveled. The tent and the special items in the tent reminded the Israelites that God was with them wherever they went.

What is a special place where you feel God's presence with you and where you can worship Him? Thankful that we can pray and worship God anywhere and anytime!

Curriculum Video: (This week's lesson will be E9: A Tent for God)

<https://my.amplifymedia.com/amplify/video/unitedmethodistpublishinghouse/35799-deep-blue-connects-adventure-summer-2020/35802-lessons/114912-communities-live-together>

Songs:

Jesus Told a Story

(Tune: Are you Sleeping?)

**I will sing of the Lord's great love,
The Lord's great love,
the Lord's great love.
I will sing of the Lord's great love,
Forever and forever.**

**Remind the children that the word "Lord" is another name for God.*

When we talk about singing to the Lord, we mean singing to God. We like to sing to God because He loves us

I Am A C-H-R-I-S-T-I-A-N

I am a C

I am a C-H

I am a C-H-R-I-S-T-I-A-N

And I have C-H-R-I-S-T

In my H-E-A-R-T

And I will L-O-V-E

Love Him all the T-I-M-E

Time

God Loves Kids

(Tune: Three Blind Mice)

God loves kids *(repeat 4x) (point up, cross arms over chest, point at self with thumbs)*

He loves me more than I can know *(cross arms over chest, point to head)*

I don't know why He loves me so *(shake head and shrug)*

I guess I'll never, ever know *(cross hands in front)*

Why God loves kids *(point up for God, cross arms over chest, point to self with thumbs)*

God Is With Me

(Tune: Jesus Loves Me)

God is with me, this I know.

For the Bible tells me so

He will help me every day

At my home or school or play.

Yes, God is with me;

Yes, God is with me,

Yes, God is with me.

The Bible tells me so.



Finger Plays & Action Rhymes:

Praise to God

Lead children in this finger play.

I'm a tiny seed in the earth so low.



God sends sun  and rain  and then I start to grow.


Up, up, up, slowly I grow,



Then my leaves and flowers show!

BECAUSE I LOVE THE LORD

My feet run to quickly help,



My hands can lift and hold,



My eyes see ways I can help,



Because I love the Lord.

Paper Craft Activities:

- **Priest's Special Clothing** – Print off the paper craft activity (*second to last page*). Color the priest's tunic. Cut out the priest figure, breastplate, and the ark of the covenant. Glue the priest figure on to the center of a piece of paper. Glue the breastplate on to the top half of the priest's tunic. Glue the ark of the covenant on the paper as well. Draw a temple around the priest and the ark of the covenant.
- **A Tent for God Coloring sheet** (*See the last page for this color sheet.*) – Remind the children that Moses instructed the people to only use certain colors of cloth when they were building the Tabernacle. They were blue, purple, gold, and red. Color the Tabernacle the way you would like it to look, using those colors.
Say: **We use many different colors in our churches today.**
Ask: **Do you think God cares what colors we use in our churches today?**

Science:

Gather different spices and items that smell good. (ex. Sweet smelling kitchen spices; orange, lemon, or lime peel.)

Say: **Some of the Israelites brought sweet smelling spices to the Tabernacle as their gift. They wanted the worship area to smell nice. When they smelled the spices, they would remember God cared for them.**

Ask: **Is there a special smell that reminds you that God cares for you?**

Blessing and Prayer Time:

Blessing: Have your child hold out their hand and trace a heart on the back of their hand as you say the following; (*You can also use something like lip balm, soap, lotion, etc. to draw a heart on the back of their hand as you say the following blessing.*)

Say: _____ (child's name), **may you always share what you have with God.**

Prayer: (It might be something like)

Dear God, help us remember that we can worship You not only in our church but anywhere.
Amen.

Faith Family Follow-Up activities to use through the week:



Loving God, ^{SESSION} 9 Loving Neighbor

Faith Family Activities



Mealtime

Be Together: Make a tent with blankets. Have a teddy bear picnic. Eat and praise God!

Wonder Together: How long do you think it took before the people could worship God in the tent?



Family Time

Be Together: Look through books or online to find pictures of different churches and worship centers.

Wonder Together: What is the same about the churches and what is different?



Worship Time

Be Together: Set up a simple worship area in your home. Include a Bible, cross, candle, and other items that help you pray and worship.

Pray Together: Thank you for our worship time together. Amen.



Bedtime

Be Together: Read "A Tent for God" on the other side of this sheet and do the suggested motions together.

Pray Together: What is one thing you want to give praise for today?

© 2020 Cokesbury

Preschool • Session 9 • Summer 2020

Suggested Family Serving Time activities:

- Give-A-Kid-A-Chance** back pack drive \$35 buys school supplies, back pack, and school uniform for a child at Wakefield Elementary (2 GENEROUS MATCHING GIFTS will turn your \$35 donation into a \$70 donation!!!) Donations can be made in one of two ways - You can mail a check to 4823 Woodlawn Rd. Please put "GAKAC" on the memo line. or donate directly online at the link below. Be sure to select the "Give a Kid a Chance" fund.
<https://www.shelbygiving.com/App/Giving/phumc>
- Donate diapers** to the church for our monthly diaper drive.
- The **children's book donation** that I previously mentioned will continue through the end of August or end of September. These books can be used right away. (See pic. on next page.)

Remember to gather at 10:30am to watch our Sunday morning service on KATV!



NOW ACCEPTING DONATIONS!

GIVE A KID A CHANCE

Each summer we collect funds in order to help out our friends at Wakefield Elementary. **We are asking for a donation of \$35 to provide a backpack, school supplies, and a uniform for students at Wakefield.** Make checks payable to PHUMC with "GAKAC" on the memo line.

DONATE BOOKS TO KIDS IN NEED!

COVID-19 BOOK DRIVE

BEGINNING JUNE 1,
DROP OFF K-12 BOOKS TO
HILLCREST HALL: 1501 KAVANAUGH BLVD OR
ROOSEVELT THOMPSON LIBRARY: 38 RAHLING CIR

Follow the signs at each
site to drop off books
7am-9pm in the
designated bins.



All donated books
will be distributed at
meal pick-up sites
alongside the free
prepared meals.



Contact jessie_bates@sbcglobal.net or
brookemalmstrom@meme.com (WLR) with questions.

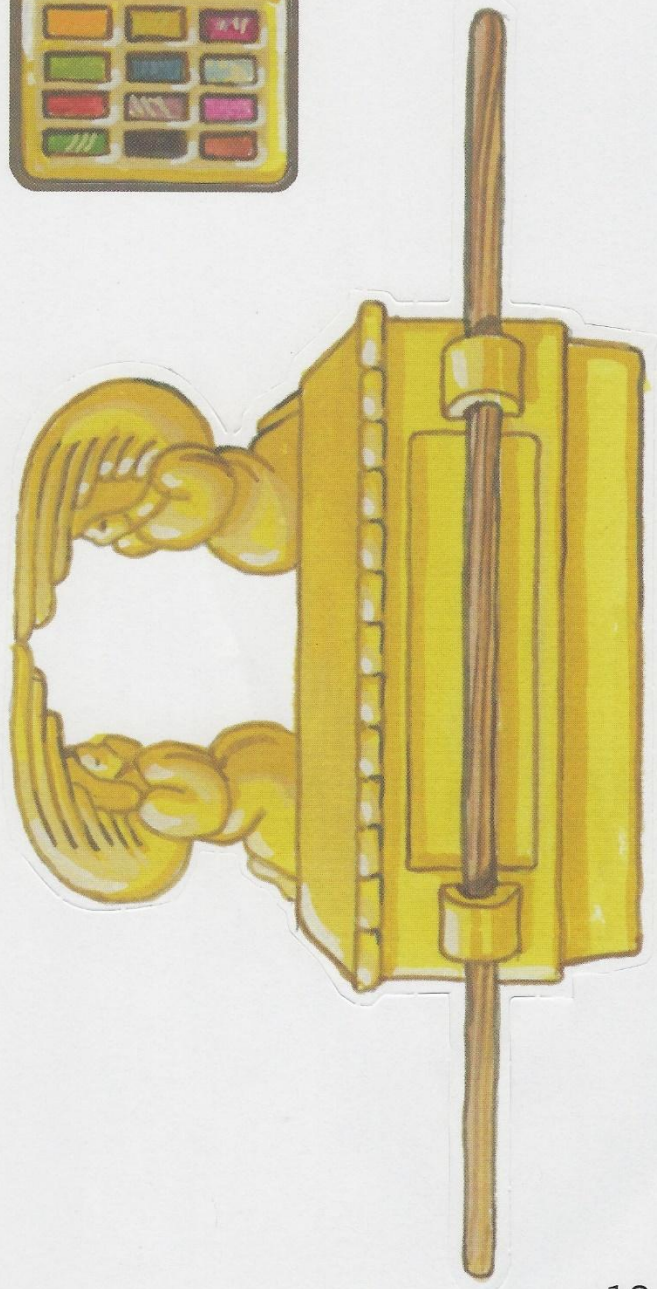

Sponsored by:



FYI - This book drive will continue through the end of August and maybe on into September!

Priest's Special Clothing

Color the priest's tunic. Punch out the priest figure, breastplate, and ark of the covenant. Glue the priest figure onto the center of a piece of construction paper. Glue the breastplate onto the top half of the priest's tunic. Glue the ark of the covenant on the construction paper as well. Draw a temple around the priest and the ark of the covenant.



9. A Tent for God (Exodus 25:1–31:15; 35:4–40:38)

The Tabernacle

