

Pulaski Heights United Methodist Church

Toddler Bible Story Card for August 2, 2020

Dear Infant/Toddler Parents,

This Infant/Toddler Sunday School curriculum for Sunday, August 2, and for the month of August, will focus on The Forgiving Father. Use the information below to share the story together and do follow-up activities with your child(ren). As you share the story, also have a Bible available to show the children where it is located.

(August's Bible Story is in Luke 15:11-32)

(August's Bible Verse is Psalm 133:1: Look at how good and pleasing it is when families live together as one!)

Center yourself for your time together by singing:

You may want to start your time together by centering yourselves with a song. The song for this month is called "Can You Listen?"

(It is song to the tune of "Are You Sleeping?")

Can You Listen

Can you listen, can you listen, *(Cup hands around ears.)*

Girls and boys, girls and boys? *(Point out to others)*

Listen to the Bible. Listen to the bible., *(Cup hands around hears.)*

God is love. God is love *(Cross hands over heart.)*

Read the Bible story together:

Session 9

The Forgiving Father

Sharing Faith With Your Child

Read this Bible story to your child.

SAY: Jesus told a story: A father had two sons—an older son and a younger son. The younger son wanted some of his father's money. The father gave it to him, even though it made him sad.

The younger son went far away. He spent the money on things he didn't need and had to get a job feeding pigs. He was so hungry that he wanted to eat what he was feeding the pigs.

The younger son remembered how kind his father was. The younger son wanted to go home and tell his father he was sorry.

When the father saw his younger son walking up to the house, he ran out to hug him. The father was happy his younger son had come home, so he threw a big party for him.


The older son had been working when the younger son came home. The older son was mad and wouldn't go to the party.


The father went outside to beg his older son to come to the party. The older son said he was sad because he had stayed with his father and had done everything his father wanted, but he never got a party.

The father said, "Son, everything I have is yours. But we have to celebrate because our whole family is back together."

Turn this card over and invite your child to look at the facial expression of each person in the family. Have your child point to the older son in the side box and say "mad," point to the father and say "sad," point to the younger son and say "beg."

SAY: I am glad when our family is all together too.





TINY PRAYER

Dear God, thank you for family members who are given to us and who are chosen by us. Amen.

Deep Blue Nursery • Bible Story Picture Cards
© 2020 Abingdon Press. Art: Roz Fulcher/Storybook Arts, Inc.

20



Look at how good and pleasing it is when families live together as one!

Psalm 133:1

10

Look at the picture together and describe the facial expressions of each person. Older Son – mad, Father – sad, and younger Son – beg. Have your child find each person in the small box as you call them out.

Follow-Up Activities:

Paper Craft Activities:

- Forgiving Father coloring sheet (see last page)

Song:

- **Jesus Taught** (Song Option)
(Tune: "London Bridge")
Jesus taught about God's love.
Turn around; shout "Hooray!"
Jesus taught about God's love.
We love Jesus.

Movement Activity:

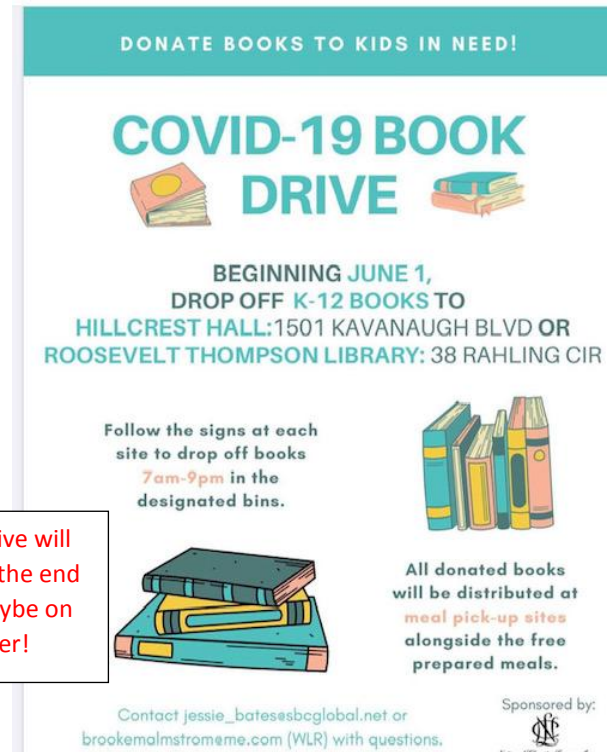
- **Celebrate Dancing (you will need some music)**
Say: The father in our Bible Story threw a party to celebrate his younger son coming home. We can celebrate too! Let's dance to music while we celebrate being part of God's family.

- **Suggested Family Serving Time Activities:**

- Give-A-Kid-A-Chance** back pack drive \$35 buys school supplies, back pack, and school uniform for a child at Wakefield Elementary (2 GENEROUS MATCHING GIFTS will turn your \$35 donation into a \$70 donation!!!) Donations can be made in one of two ways - You can mail a check to 4823 Woodlawn Rd. Please put "GAKAC" on the memo line. or donate directly online at the link below. Be sure to select the "Give a Kid a Chance" fund.
<https://www.shelbygiving.com/App/Giving/phumc>
- Donate diapers** to the church for our monthly diaper drive.
- The **children's book donation** that I previously mentioned will continue through the end of August or end of September. These books can be used right away.



FYI - This book drive will continue through the end of August and maybe on into September!



- **Blessing & Prayer:**

- **Blessing:** Have your child hold out their hand and trace a cross on the back of their hand as you say the following; *(You can also use something like lip balm, soap, lotion, etc. to draw a heart on the back of their hand as you say the following blessing.)*

Say: _____, **God loves you, God remembers you, God is with you.**

- **Prayer:** (It might be something like)

**Dear God, thank you for families that love us no matter what.
Amen**

Remember to gather at 10:30am to watch our Sunday morning service on KATV!



The Forgiving Father

Luke 15:11-32

Look at the picture together. See if your child can point out the father, the older son and the younger son that returned home. Remind the children that God celebrates having each and every one of us in His family!