

Pulaski Heights United Methodist Church Toddler Bible Story Card for June 28, 2020

Dear Infant/Toddler Parents,

This Infant/Toddler Sunday School curriculum for Sunday, June 28, and for the month of June, will focus on Believers Share. Use the information below to share the story together and do follow-up activities with your child(ren). As you share the story, also have a Bible available to show the children where it is located.

(June's Bible Story is in Acts 4:32-37)

(May's Bible Verse is Acts 4:32: The community of believers was one in heart and mind. None of them would say, "This is mine!" about any of their possessions but held everything in common.)

Center yourself for your time together by singing:

You may want to start your time together by centering yourselves with a song. The song for this month is called "Christians Shared"

(It is song to the tune of "Hot Cross Buns")

Christians Shared

Christians shared, *(Hold out your hands like sharing something with someone)*

Christians shared, *(Hold out your hands like sharing something with someone)*

Met together, prayed together, *(Clap hands together and then hold in front of chest like in prayer.)*

And they shared, *(Hold out your hands like sharing something with someone)*

Read the Bible story together:

Session 4
Believers Share

Sharing Faith With Your Child
Read this Bible story to your child.

SAY: People who believed in Jesus were called "Christians." They shared everything together. They took care of one another, lived close to one another, and worshipped God with one another.

No one said, "That's mine!" and took something away from a friend.


No one said, "I won't help you!" when someone was in need.

The Christians shared food. They shared money. They shared houses. The Christians shared everything!

Turn this card over and invite your child to color the picture.


Practice signing with your child the word "give" ("share") in American Sign Language.

SAY: This is a way to say "share." *(Sign "give" with your child.)*



Give (Share)—Hold both hands in front of your body, palms up and fingers and thumb touching on each hand. Move your hands up and away from your chest.


SAY: Christians share. What can you share?



Dear God, help us learn to share.
Amen.

TINY PRAYER

Deep Blue Nursery • Bible Story Picture Cards
© 2020 Abingdon Press. Art: Brian Dumm/Storybook Arts, Inc.; Diana Magnuson (ASL)



The community of believers was one in heart and mind. None of them would say, "This is mine!" about any of their possessions, but held everything in common.

Acts 4:32
9

Print the story card picture above and have your child color the picture.

Follow-Up Activities:

Paper Craft Activity

- Color the story card picture (sheet above).

Movement Activity:

- Finger Plays


SHOWING GOD'S LOVE

God shows His love to me.

I show God's love to you,

By (sharing blocks and toys),

And speaking kindly, too.



Substitute other phrases for words in parentheses, such as "taking turns with you" and "letting you choose first."


BE KIND

Look at my friend!

And then look at me!

We share and take turns

To be kind, you see!



Reproduce the "Kindness Award" from the Award/ Message Patterns on p. 171. Keep awards on hand and give them to children from time to time as you see them acting in kind ways.

People who believe in Jesus are asked to share everything we have with others. We should keep practicing how to share.

Movement Activity:

Recite this rhyme and encourage your child(ren) to repeat your motions.

Say: **I want to show God that I love God so.** (*Put your hands on your heart.*)

I even want other people to know. (*Point away from yourself.*)

So, I will be helpful. I will be nice. (*Point to yourself.*)

I might even hug my family twice. (*Make a funny face.*)

I have some toys I know I can share. (*Nod your head.*)

I can show others that I care. (*Put your hands on your heart.*)

God will be happy when I try to do this. (*Point to the smile on your face.*)

It's like giving God a hug and a kiss. (*Hug yourself, then blow a kiss.*)

Snack Activity:

Make a fun snack mix as a family to share. Everyone will get one small cup of an item. Each person will take a turn pouring their item into a bowl so it can be shared, and all the different items can be mixed to create a fun yummy snack mix.

Suggested Items:

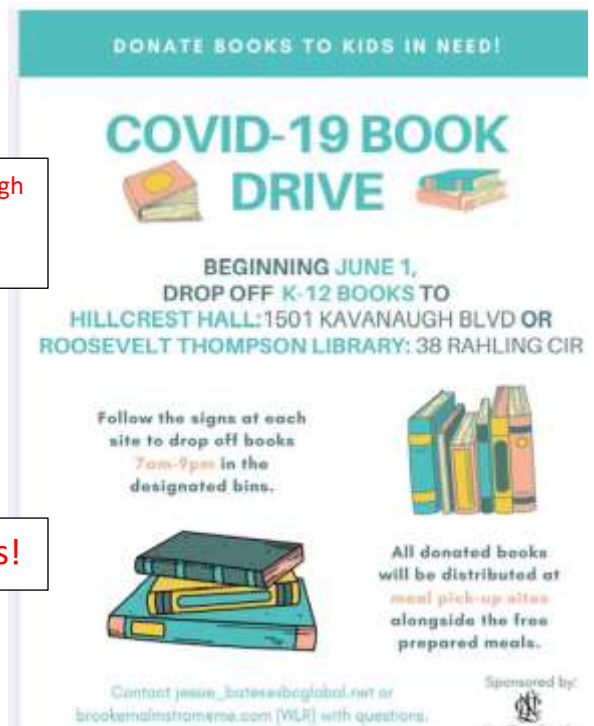
- Mini Marshmallows,
- Cheerios, or other cereal
- Small crackers
- Raisins
- Or you could use different fruits and make a fruit salad.

• Service Activities:

- Sign your child(ren) up to be a “phKids Honorary Team Captain” for the Arkansas Food Bank Cereal Drive – email Cindy Burns (cburns@phumc.com) to sign up!
Then make a monetary donation and/or get others to donate to our team page (each dollar buys 1-box of cereal to feed hungry children!) Donation webpage is the following:
<https://interland3.donorperfect.net/weblink/weblink.aspx?name=E202274&id=15&cfid=132&fbclid=IwAR3t4gbEX8qWt9s7kAw1mAnj9jdj6HkZ0oOFNl1MlFjGpWsx4oEotbltwp0>
- **Donate diapers to the church for our monthly Diaper Drive**
- **Covid-19 Children’s Book Donation Drive**

FYI - This book drive will continue through the end of August and maybe on into September!

Two donation sites!



DONATE BOOKS TO KIDS IN NEED!


COVID-19 BOOK DRIVE

BEGINNING JUNE 1,
DROP OFF K-12 BOOKS TO
HILLCREST HALL: 1501 KAVANAUGH BLVD OR
ROOSEVELT THOMPSON LIBRARY: 38 RAHLING CIR

Follow the signs at each site to drop off books 7am-9pm in the designated bins.

All donated books will be distributed at meal pick-up sites alongside the free prepared meals.

Contact jessie_bates@bcglobal.net or brookemulinstrom@me.com [WLR] with questions.

Sponsored by:


- **Read Rainbow Fish by Marcus Pfister together or watch the following video of the book:** <https://www.youtube.com/watch?v=QFORvXhub28>

- **Blessing & Prayer:**

- **Blessing:** Have your child hold out their hand and trace a heart on the back of their hand as you say the following; *(You can also use something like lip balm, soap, lotion, etc. to draw a heart on the back of their hand as you say the following blessing.)*

Say: _____, **God will help you learn to share.**

- **Prayer:** (It might be something like)

Dear God, thank you for helping us share our things with others.

Amen

Remember to gather at 10:30am to watch our Sunday morning service on KATV!

