

# Pulaski Heights United Methodist Church Preschool Sunday School Material for June 21, 2020

Dear Preschool Parents,

The Preschool Sunday School lesson for Sunday, June 21 focuses on the Parable of the Good Samaritan from Luke 10:25-37. *(Main point to take away – We are to treat all people as if they were our neighbors. Question – Who is your neighbor?)*

Use the information below to share the story together and do follow up activities with your child(ren). As you share the story, also have a Bible available and show your child(ren) where it is located.

## Center yourself for your time together by singing:

### Time to Get Together

*(Tune: The More We Get Together)*

It's time to get together, together, together.  
It's time to get together and listen right now.  
'Cause we'll hear a story that's found in the Bible.  
It's time to get together and listen right now.

## Read the Bible story together (Communities Living Together):

**DEEP BLUE** **Loving God, Loving Neighbor** **SESSION 3**

## Who Is Our Community?

Now faith, hope, and love remain—these three things—and the greatest of these is love.  
(1 Corinthians 13:13)

### Read the Bible Story Together: Follow the Suggested Motions



- A traveler left Jerusalem to walk to Jericho. *(Walk in place.)*
- Robbers hid behind a rock and jumped out as the man walked by. *(Jump up.)*
- The robbers left the man by the side of the road, hurt and afraid. *(Shake and moan.)*
- A priest was going down the road, but took a look at the man and crossed to the other side. *(Hold head up and look away.)*
- A Levite pretended not to see the hurt man. *(Cover eyes.)*
- At last, a Samaritan walked by; they were not friends. *(Shake head no.)*
- Surprise! The Samaritan stopped to help the traveler. *(Hold hands up in surprise.)*
- He set the man on his donkey and took him to an inn. There, he paid for the man to be made well. *(Smile and jump in the air.)*
- Love for God and love for neighbor is the way we live for Jesus! *(Draw a big heart in the air.)*

Based on Luke 10:25-37

© 2020 Lakeshore Preschool • Session 3 • Summer 2020

## **Follow-Up Activities:**

### **Discussion:**

**Ask:** How do you think the hurt man felt when the two men passed by him, saw he was hurt but did not stop to help him? (Sad, angry, etc.)

**Ask:** How do you think the hurt man felt when the Samaritan man stopped to help him? Especially since the Samaritan people were people that man had grown up to not like. (Amazed, thankful, changed heart for the people he used to not like, etc.)

**Say:** Jesus told this story so people would know that we should treat all people as a neighbor and be kind to everyone. Even people who may not be nice to us. We should treat everyone how we want to be treated.

**Ask:** Would you be like the Samaritan and help someone who may not have been nice to you? (We can always ask Jesus to help us.)

**Curriculum Video:** (This week's lesson will be E3: Who Is Our Community)

<https://my.amplifymedia.com/amplify/video/unitedmethodistpublishinghouse/35799-deep-blue-connects-adventure-summer-2020/35802-lessons/114912-communities-live-together>

### **Songs:**

#### **Jesus Told a Story**

*(Tune: She'll Be Coming 'Round the Mountain)*

O-o, Jesus told a story about love.

O-o, Jesus told a story about love.

Give your friend a helping hand;

Love God all you can.

O-o, Jesus told a story about love.

O-o, Jesus told his people to forgive.

O-o, Jesus told his people to forgive.

Listen and forgive,

That's how God wants us to live.

O-o, Jesus told his people to forgive.

O-o, Jesus told of helping one another.

O-o, Jesus told of helping one another.

If God's helpers we would be,

We'll help those we see in need.

O-o, Jesus told of helping one another.

O-o, Jesus told a story about prayer.

O-o, Jesus told a story about prayer.

Take time every day

To turn to God and pray.

O-o, Jesus told a story about prayer.

#### **The Golden Rule**

*(Tune: The Muffin Man)*

Do you know the Golden Rule?

Golden Rule, Golden Rule?

Do you know the Golden Rule?

that Jesus taught his friends.

#### **I Am A C-H-R-I-S-T-I-A-N**

I am a C

I am a C-H

I am a C-H-R-I-S-T-I-A-N

And I have C-H-R-I-S-T

In my H-E-A-R-T

And I will L-O-V-E

Love Him all the T-I-M-E

Time

**2 Song videos** *(Watch and learn a song to sing to dad for Father's Day)*

**I Love My Daddy** - <https://www.youtube.com/watch?v=Tm4jDxUqQgg>

**Daddy is His Name O** - <https://www.youtube.com/watch?v=Wzro2goLYSY>

## Finger Plays: Showing God's Love

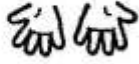
### SHOWING GOD'S LOVE

God shows His love to me.



I show God's love to you,

By (sharing blocks and toys),



And speaking kindly, too.



Substitute other phrases for words in parentheses, such as "taking turns with you" and "letting you choose first."

## Be Kind

### BE KIND

Look at my friend!



And then look at me!



We share and take turns



To be kind, you see!

Reproduce the "Kindness Award" from the Award/ Message Patterns on p. 171. Keep awards on hand and give them to children from time to time as you see them acting in kind ways.

## If I Love You

### IF I LOVE YOU

If I love you, and I show it, I'll (share my toys).

If I love you, and I show it, I'll (share my toys).

If I love you, I will show it, here's the way that you will know it:

If I love you, and I show it, I will (share my toys).



Invite children to think of other sharing actions to use in the activity.

**INSTANT SONG:** Sing to the tune of "If You're Happy and You Know It."

© 1998 by Gospel Light. Permission to photocopy granted.

## Paper Craft Activities:

- **Good Neighbor Hopscotch** – Paper Craft Activity & Game from Curriculum (See the second to last page for this activity sheet.)

**Paper Prep:** To do this activity, print off the sheet, cut out the squares, and glue them to a piece of construction paper in a Hopscotch grid pattern. Use a small item (like a small stone, a piece of bread, a goldfish, etc.) that can be tossed onto the paper grid.

**Say:** Jesus said we should love our neighbors as ourselves, even our enemies. Let's play a game and think of ways we can help others and be good neighbors.

**Play:** Have your child lightly toss the small item onto the paper Hopscotch grid. Ask the corresponding question below for each square and share a way to be a good neighbor that matches the square the small item lands on.

- How do you share?
- How do you help?
- How do you comfort?
- How do you work together?
- How do you love?
- How do you care?
- How do you welcome?

- **Make a Gift to give to Dad for Father's Day** – Use the page to fill in questions about your Dad and decorate the ribbon on the page. Give this sheet and a great big hug to Dad for Father's Day (Last page of this lesson)

### **Snack Activity:**

When you and your child(ren) have a snack or meal together, practice being kind to one another and pass food to serve each other.

### **Play Activities:**

- **I Am I Good Neighbor (Dramatic Play)** (For this you will need to gather some clothing that could be used as Bible time dress-up clothes, a doll, maybe a toy medical kit if you have one, some bandages, and gauze) Have your child dress up in the biblical clothing and care for the dolls as the Good Samaritan cared for the hurt man.
- Say: **God wants us to love one another: people we know, and people we do not know; even people who are not just like us. Jesus says they are our neighbors too.**
- Ask: **How do you think the man felt when the priest and the Levite ignored him?**
- **Fruit of the Spirit – Matching Cards:** If you would like to play this game, go to the following website, and print out 2 copies of the cards. Mix the cards and place all 18 cards face down. The first person takes a turn to turn 2 cards over to see if they can find a match. If the cards match, he/she keeps the cards and turns over another two cards. If the cards do not match, he/she turns them back face down and the turn passes to the next player. Continue playing until all the cards have been collected. The player with the most pairs of cards at the end is the winner. (Tip you might try with older children – when they find a pair of cards, they have to say an action that represents that Fruit of the Spirit.)  
<https://biblegamescentral.com/wp-content/uploads/2019/02/Fruit-of-the-Spirit-Cards.pdf>

### **Bubble Prayers:**

- **Bubble Prayers** – If you child has enjoyed this activity, then continue to enjoy it together as you say prayers for your neighbors. To do the activity --- Get a bottle of bubbles and gather your family outside. Explain that you are going to pray with bubbles. You each will take a turn by saying a prayer out loud and then blow bubbles to the sky. You can help your child see their bubbles (prayers) floating up to God.

### **Blessing and Prayer Time:**

**Blessing:** Have your child hold out their hand and trace a heart on the back of their hand as you say the following; *(You can also use something like lip balm, soap, lotion, etc. to draw a heart on the back of their hand as you say the following blessing.)*

Say: \_\_\_\_\_ (child's name), **may you always remember the to follow Jesus.**

**Prayer:** (It might be something like)

**Dear God, thank you for blessing me and teaching me how to live my life following Jesus so that I can love my neighbor as myself. Amen.**

## **Faith Family Follow-Up activities to use through the week (See below and on the next page):**

Note: For the Family Time activity – It references creating a space called a “Love Filing Station” to collect “Acts of Love and Kindness” If you do not own a copy of the previously suggested book, *Have You Filled A Bucket Today?* By Carol McCloud, or if you have not previously read it or watched the video of it – here is a link to it on YouTube. Watch this video together and then set up your “Acts of Love and Kindness” filling station. Video of the book can be found here:

<https://www.youtube.com/watch?v=3EuemNAo6XE>

**DEEP BLUE** **Loving God, 3** **SESSION**  
**Loving Neighbor**

### Faith Family Activities

**Mealtime**  
**Be Together:** During mealtime, share something you love about your family members.  
**Wonder Together:** Do you think God wants us to love people we do not know?

**Family Time**  
**Be Together:** Don't forget to add your acts of love and kindness to your "love filling station."  
**Wonder Together:** Would you rather have a full basket of love and kindness or an empty one?

**Serving Time**  
**Be Together:** Serve people you don't know by smiling at everyone you meet.  
**Wonder Together:** Do smiles from other people make you happy?

**Bedtime**  
**Be Together:** Read "Who Is Our Community?" on the other side of this sheet and do the suggested motions.  
**Wonder Together:** How can you be a good neighbor?

© 2020 Cokesbury Illustration © Christian Light Studio 2020

**Additional Serving Time activities Continue** – Here are the additional serving activities in addition to the one listed above in the picture.

### **Additional service activities –**

- A. Sign your child(ren) up to be a “phKids Honorary Team Captain” for the Arkansas Food Bank Cereal Drive – email Cindy Burns ([cburns@phumc.com](mailto:cburns@phumc.com)) to sign up! Then make a monetary donation and/or get others to donate to our team page (each dollar buys 1-box of cereal to feed hungry children!) Donation webpage is the following:  
<https://interland3.donorperfect.net/weblink/weblink.aspx?name=E202274&id=15&cfid=132&fbclid=IwAR3t4gbEX8qWt9s7kAw1mAnj9idj6HkZ0oOFNl1MlFiGpWsx4oEotbltupo>
- B. The children’s book donation that I previously mentioned will continue through the end of August or end of September. These books can be used right away. (See pic. on next page.)
- C. Or you can donate diapers to the church for our monthly diaper drive.

DONATE BOOKS TO KIDS IN NEED!

FYI - This book drive will continue through the end of August and maybe on into September!

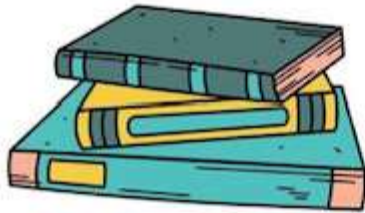
# COVID-19 BOOK DRIVE



BEGINNING JUNE 1,  
DROP OFF K-12 BOOKS TO  
HILLCREST HALL: 1501 KAVANAUGH BLVD OR  
ROOSEVELT THOMPSON LIBRARY: 38 RAHLING CIR

Second donation location has been added!

Follow the signs at each site to drop off books  
7am-9pm in the designated bins.



All donated books will be distributed at meal pick-up sites alongside the free prepared meals.

Contact [jessie\\_batesesbcglobal.net](mailto:jessie_batesesbcglobal.net) or [brookemalmstrom@me.com](mailto:brookemalmstrom@me.com) (WLR) with questions.

Sponsored by:



National Character Education


\*\*\*Remember to gather at 10:30am to watch our Sunday morning service on KATV!\*\*\*

# Good Neighbor Hopscotch

Punch out the seven squares below. Arrange them in the form of a hopscotch grid and glue to a piece of construction paper.



**Sharing**



**Helping**



**Comforting**



**Working Together**



**Loving**



**Caring**



**Welcome**

# HAPPY FATHER'S DAY

MY DAD LIKES:

---

---

---

---

---

---



MY DAD SAYS:

---

---

---

---

---

---

I LOVE MY DAD BECAUSE:

---

---

---

---

MY DAD IS REALLY GOOD AT:

---

---

---

---

SOMETHING I LIKE TO DO WITH DAD IS:

---

---

---