

Pulaski Heights United Methodist Church

Preschool Sunday School Material for June 14, 2020

Dear Preschool Parents,

The PreSchool Sunday School lesson for Sunday, June 14 focuses on the Parable of the houses built on the rock and the sand from Matthew 7:24-27. *(Main point to take away – Jesus' teachings provide a good foundation for us to build our lives on. Question – What helps you make wise choices?)*

Use the information below to share the story together and do follow up activities with your child(ren). As you share the story, also have a Bible available and show your child(ren) where it is located.

Center yourself for your time together by singing:

Time to Get Together

(Tune: The More We Get Together)

It's time to get together, together, together.

It's time to get together and listen right now.

'Cause we'll hear a story that's found in the Bible.

It's time to get together and listen right now.


Read the Bible story together (Communities Living Together):

Communities Need Foundations

Now faith, hope, and love remain—these three things—and the greatest of these is love.

(1 Corinthians 13:13)

Read the Bible Story Together: Follow the Suggested Motions



Based on
Matthew 7:24-27

Jesus wants us to listen to God's words and follow them so we will have a good life. This is a story Jesus told his followers.

There was a man who built his house on a rock. The house was strong. (Stand up tall and look strong.) **The rains came.** (Hold hands above head and wiggle fingers as you move them down.)

The river flooded. (Move hands back up.) **The wind blew hard.** (Move hands back and forth.) **The house did not fall.** (Shake head no.) **It was built on a rock.** (Hit fists together.) **It was strong.** (Stand up tall and look strong.)

There was another man who built his house on sand. The house was weak. (Look weak, droopy, and sad.) **The rains came.** (Hold hands above head and wiggle fingers as you move them down.) **The river flooded.** (Move hands back up.) **The wind blew hard.** (Move hands back and forth.) **The house fell down.** (Nod head yes.) **It was built on the sand.** (Face palms down.) **It was weak.** (Look weak, droopy, and sad.)

What a terrible crash it was! (Fall down like the house, but carefully!)

The house on the rock stood strong! (Stand up tall.)

Follow-Up Activities:

Discussion:

Say: The first part of the story talks about a man who built his house on the rocks. Let's think about what Jesus was saying here.

Ask: What does a rock feel like? (Strong, sturdy, hard, etc.)

Say: Jesus is like a rock. When we have Jesus in our lives it is like we are standing on a rock. We are not going to fall down when Jesus is holding us up. We must rely on Jesus with every part of our lives. If we do rely on Jesus, He will not let us fall.

Ask: What does the sand feel like? (Squishy, moves when you walk, etc.)

Say: The world is like sand. When we build our lives on whatever we want, but not Jesus, it is like standing on the sand. When life is hard the foundation we are standing on gets squishy and we will fall down. Without Jesus we fall down. The foolish man's house fell down when the storm came.

So, we need to build our lives (which is our house) on Jesus and nothing else. To do that, we need to learn more about Him by reading the Bible and going to church. As we do that, we gain wisdom in knowing the right way we should live our lives. Having wisdom in the Lord helps us to build our lives on the rock, just like Jesus told the people long ago when he shared this story. And Jesus is sharing that same story with us today!

Curriculum Video: (This week's lesson will be E2: Communities Need Foundations)

<https://my.amplifymedia.com/amplify/video/unitedmethodistpublishinghouse/35799-deep-blue-connects-adventure-summer-2020/35802-lessons/114912-communities-live-together>

Songs:

Jesus Told a Story

(Tune: She'll Be Coming 'Round the Mountain)

O-o, Jesus told a story about love.

O-o, Jesus told a story about love.

Give your friend a helping hand;

Love God all you can.

O-o, Jesus told a story about love.

O-o, Jesus told his people to forgive.

O-o, Jesus told his people to forgive.

Listen and forgive,

That's how God wants us to live.

O-o, Jesus told his people to forgive.

O-o, Jesus told of helping one another.

O-o, Jesus told of helping one another.

If God's helpers we would be,

We'll help those we see in need.

O-o, Jesus told of helping one another.

O-o, Jesus told a story about prayer.

O-o, Jesus told a story about prayer.

Take time every day

To turn to God and pray.

O-o, Jesus told a story about prayer.

The Golden Rule

(Tune: The Muffin Man)

Do you know the Golden Rule,

Golden Rule, Golden Rule?

Do you know the Golden Rule

that Jesus taught his friends?

The Wise Man Built His House Upon the Rock

The wise man built his house upon the rock.

(Fist on hand)

The wise man built his house upon the rock.

(Fist on hand)

The wise man built his house upon the rock.

(Fist on hand)

And the rain came tumbling down.

Oh, the rain came down, *(wiggle fingers down like rain)*

And the floods came up. *(rise palms up like rising water)*

The rain came down, *(wiggle fingers down like rain)*

And the floods came up. *(rise palms up like rising water)*

The rain came down, *(wiggle fingers down like rain)*

And the floods came up. *(rise palms up like rising water)*

And the wise man's house stood firm.

The foolish man built his house upon the sand.

(hands flat, swipe them from center out)

The foolish man built his house upon the sand.

(hands flat, swipe them from center out)

The foolish man built his house upon the sand.

(hands flat, swipe them from center out)

And the rain came tumbling down.

Oh, the rain came down, *(wiggle fingers down like rain)*

And the floods came up. *(rise palms up like rising water)*

The rain came down, *(wiggle fingers down like rain)*

And the floods came up. *(rise palms up like rising water)*

The rain came down, *(wiggle fingers down like rain)*

And the floods came up. *(rise palms up like rising water)*

And the foolish man's house went "splat!" *(clap hands*

1X)

So, build your house on the Lord Jesus Christ.

(shape house with hands and then a cross)

Build your house on the Lord Jesus Christ.

(shape house with hands and then a cross)

Build your house on the Lord Jesus Christ.

(shape house with hands and then a cross)

And the blessings will come down.

Oh, the blessings come down, *(Push palms down)*

As your prayers go up. *(Push palms up)*

The blessings come down, *(Push palms down)*

As your prayers go up. *(Push palms up)*

The blessings come down, *(Push palms down)*

As your prayer go up. *(Push palms up)*

So build your house on the Lord Jesus Christ.

(shape house with hands and then a cross)

Finger Plays:
Showing God's Love

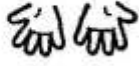
SHOWING GOD'S LOVE

God shows His love to me.



I show God's love to you,

By (sharing blocks and toys),



And speaking kindly, too.



Substitute other phrases for words in parentheses, such as "taking turns with you" and "letting you choose first."

Be Kind

BE KIND

Look at my friend!



And then look at me!



We share and take turns



To be kind, you see!

Reproduce the "Kindness Award" from the Award/ Message Patterns on p. 171. Keep awards on hand and give them to children from time to time as you see them acting in kind ways.

If I Love You

IF I LOVE YOU

If I love you, and I show it, I'll (share my toys).

If I love you, and I show it, I'll (share my toys).

If I love you, I will show it, here's the way that you will know it:

If I love you, and I show it, I will (share my toys).



Invite children to think of other sharing actions to use in the activity.

INSTANT SONG: Sing to the tune of "If You're Happy and You Know It."



© 1998 by Gospel Light. Permission to photocopy granted.

Paper Craft Activities:

- Two Houses – Paper Craft Activity from Curriculum (See the second to last page for this activity sheet.)
- Wise Man/Foolish Man Color Sheet (Last page of this lesson)
- Paint a Rock to use as a paper weight – This paper weight can serve as a reminder for them to strive to build their lives centered on our rock – Jesus! Have your child decorate as they wish. They may want to paint a house, a cross, a Bible, etc, on their rock. If possible, add the scripture reference of the story with a permanent marker.

Snack Activity:

Cracker construction...build your own munch-able mansion with materials such as graham crackers, Saltine crackers, frosting/peanut butter, pretzels, and marshmallows.

Game Activities: (In playing either game – remind your child(ren) that living a life filled with the Fruits of the Spirit is one that is based on a solid faith foundation – a foundation built on Jesus, our Rock!)

- **Matchin' Action – Fruits of the Spirit:** Go to the following website and see if this is a game you would like to play (It is similar to Uno but with a Fruits of the Spirit concept instead of colors and numbers. This game would be more suited for older preschool children and their older siblings to play together.)
https://www.educationinspired.com/uploads/8/2/1/3/8213508/matchin_action_fruit_of_the_spirit.pdf
- **Fruit of the Spirit – Matching Cards:** If you would like to play this game, go to the following website and print out 2 copies of the cards. Mix the cards and place all 18 cards face down. The first person takes a turn to turn 2 cards over to see if they can find a match. If the cards match, he/she keeps the cards and turns over another two cards. If the cards do not match, he/she turns them back face down and the turn passes to the next player. Continue playing until all the cards have been collected. The player with the most pairs of cards at the end is the winner. (Tip you might try with older children – when they find a pair of cards they have to say an action that represents that Fruit of the Spirit.)
<https://biblegamescentral.com/wp-content/uploads/2019/02/Fruit-of-the-Spirit-Cards.pdf>

Bubble Prayers:

- **Bubble Prayers – If you child has enjoyed this activity, then continue to enjoy it together as you say prayers for your neighbors.** To do the activity --- Get a bottle of bubbles and gather your family outside. Explain that you are going to pray with bubbles. You each will take a turn by saying a prayer out loud and then blow bubbles to the sky. You can help your child see their bubbles (prayers) floating up to God.

Blessing and Prayer Time:

Blessing: Have your child hold out their hand and trace a heart on the back of their hand as you say the following; *(You can also use something like lip balm, soap, lotion, etc. to draw a heart on the back of their hand as you say the following blessing.)*

Say: _____ (child's name), **may you always remember the to follow Jesus.**

Prayer: (It might be something like)

Dear God, thank you for blessing me and teaching me how to live my life following Jesus so that I can building a firm faith foundation. Amen.

Faith Family Follow-Up activities to use through the week (See below and on the next page):

Note: For the Family Time activity – If you do not own a copy of the suggested book, *Have You Filled A Bucket Today?* By Carol McCloud, I have found the story on YouTube. Here is the link so you can explore the book together. <https://www.youtube.com/watch?v=3EuemNAo6XE>

DEEP BLUE **Loving God, 2** SESSION
Loving Neighbor

Faith Family Activities



Mealtime

Be Together: While you have your meal together, have each person share one kind act he or she did for a stranger.

Wonder Together: How can we share kindness with someone we don't know?



Family Time

Be Together: Read *Have You Filled a Bucket Today? A Guide to Daily Happiness for Kids*, by Carol McCloud.

Add acts of love and kindness to your "love filling station."



Serving Time

Be Together: Serve your family by sharing and taking turns.

Wonder Together: How do you feel when someone shares with you?



Bedtime

Be Together: Read "Communities Need Foundations" on the other side of this sheet and do the motions together.

Pray Together: Thank you, God, for the love and kindness of my community. Amen.

Additional Serving Time activities Continue – Here are the additional serving activities in addition to the one listed above in the picture.

Additional service activities –

- A. The children's book donation that I previously mentioned will continue through the end of August or end of September. These books can be used right away. (See pic. on next page.)
- B. Or, you can donate diapers to the church for our monthly diaper drive.

DONATE BOOKS TO KIDS IN NEED!

FYI - This book drive will continue through the end of August and maybe on into September!

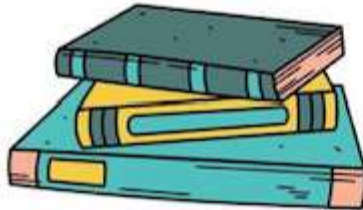
COVID-19 BOOK DRIVE



BEGINNING JUNE 1,
DROP OFF K-12 BOOKS TO
HILLCREST HALL: 1501 KAVANAUGH BLVD OR
ROOSEVELT THOMPSON LIBRARY: 38 RAHLING CIR

Second donation location has been added!

Follow the signs at each site to drop off books
7am-9pm in the designated bins.



All donated books will be distributed at meal pick-up sites alongside the free prepared meals.

Contact jessie_bates@sbcglobal.net or brookemalmstrom@me.com (WLR) with questions.

Sponsored by:




Remember to gather at 10:30am to watch our Sunday morning service on KATV!

Two Houses

Color the two houses below and then punch them out. Glue each house to its own craft stick.





Jesus told the story about a wise man who built his house upon the rock and a foolish man who built his house upon the sand.

May we be like the man that built his house on the rock, so that we build our lives and our faith centered on Jesus – our Rock!

Matthew 7:24-27